

**Lampiran 1**  
**Data Perusahaan yang menjadi Objek Penelitian**

No	Kode Saham	Nama Perusahaan	Sektor
1	AKPI	PT. Argha Karya Prima Industry Tbk	Industri Dasar dan Kimia
2	ALKA	PT. Alakasa Industrindo Tbk	Industri Dasar dan Kimia
3	ALMI	PT. Alumindo Light Metal Industry Tbk	Industri Dasar dan Kimia
4	AMFG	PT. Asahimas Flat Glass Tbk	Industri Dasar dan Kimia
5	BRPT	PT. Barito Pacific Tbk	Industri Dasar dan Kimia
6	BTON	PT. Beton Jaya Manunggal Tbk	Industri Dasar dan Kimia
7	BUDI	PT. Budi Starch & Sweetener Tbk	Industri Dasar dan Kimia
8	CTBN	PT. Citra Tubindo Tbk	Industri Dasar dan Kimia
9	EKAD	PT. Ekadharma International Tbk	Industri Dasar dan Kimia
10	IGAR	PT. Champion Pacific Indonesia Tbk	Industri Dasar dan Kimia
11	INAI	PT. Indal Aluminium Industry Tbk	Industri Dasar dan Kimia
12	INCI	PT. Intanwijaya Internasional Tbk	Industri Dasar dan Kimia
13	INTP	PT. Indocement Tunggul Prakarsa Tbk	Industri Dasar dan Kimia
14	JPFA	PT. Japfa Comfeed Indonesia Tbk	Industri Dasar dan Kimia
15	KIAS	PT. Keramika Indonesia Asosiasi Tbk	Industri Dasar dan Kimia
16	KRAS	PT. Krakatau Steel (Persero) Tbk	Industri Dasar dan Kimia
17	LMSH	PT. Lionmesh Prima Tbk	Industri Dasar dan Kimia
18	MLIA	PT. Mulia Industrindo Tbk	Industri Dasar dan Kimia
19	SMCB	PT. Solusi Bangun Indonesia Tbk	Industri Dasar dan Kimia
20	SMGR	PT. Semen Indonesia (Persero) Tbk	Industri Dasar dan Kimia
21	SPMA	PT. Suparma Tbk	Industri Dasar dan Kimia
22	SRSN	PT. Indo Acidatama Tbk	Industri Dasar dan Kimia
23	SULI	PT. Slj Global Tbk	Industri Dasar dan Kimia
24	TKIM	PT Pabrik Kertas Tjiwi Kimia Tbk	Industri Dasar dan Kimia
25	TOTO	PT. Surya Toto Indonesia Tbk	Industri Dasar dan Kimia
26	UNIC	PT. Unggul Indah Cahaya Tbk	Industri Dasar dan Kimia
27	WTON	PT. Wijaya Karya Beton	Industri Dasar dan Kimia
28	ADES	PT. Akasha Wira International Tbk	Barang Konsumsi
29	CEKA	PT. Wilmar Cahaya Indonesia Tbk	Barang Konsumsi
30	DLTA	PT. Delta Djakarta Tbk	Barang Konsumsi
31	DVLA	PT. Darya-Varia Laboratoria Tbk	Barang Konsumsi
32	GGRM	PT. Gudang Garam Tbk	Barang Konsumsi
33	HMSP	PT. Hm Sampoerna Tbk	Barang Konsumsi
34	ICBP	PT. Indofood Cbp Sukses Makmur Tbk	Barang Konsumsi
35	INDF	PT. Indofood Sukses Makmur Tbk	Barang Konsumsi
36	KAEF	PT. Kimia Farma (Persero) Tbk	Barang Konsumsi

**(Lanjutan)**  
**Daftar Perusahaan yang Menjadi Objek Penelitian**

No	Kode Saham	Nama Perusahaan	Sektor
37	KICI	PT. Kedaung Indah Can Tbk	Barang Konsumsi
38	KLBF	PT. Kalbe Farma Tbk	Barang Konsumsi
39	LMPI	PT. Langgeng Makmur Industri Tbk	Barang Konsumsi
40	MLBI	PT. Multi Bintang Indonesia Tbk	Barang Konsumsi
41	MYOR	PT. Mayora Indah Tbk	Barang Konsumsi
42	ROTI	PT. Nippon Indosari Carpindo Tbk	Barang Konsumsi
43	SIDO	PT. Industri Jamu Dan Farmasi Sido Muncul Tbk	Barang Konsumsi
44	SKBM	PT. Sekar Bumi Tbk	Barang Konsumsi
45	ULTJ	PT. Ultra Jaya Milk Industri & Trading Company	Barang Konsumsi
46	UNVR	PT. Unilever Indonesia Tbk	Barang Konsumsi
47	ADMG	PT. Polychem Indonesia Tbk	Aneka Industri
48	ARGO	PT. Argo Pantes, Tbk.	Aneka Industri
49	ASII	PT. Astra International Tbk	Aneka Industri
50	AUTO	PT. Astra Otoparts Tbk	Aneka Industri
51	BATA	PT. Sepatu Bata Tbk.	Aneka Industri
52	BIMA	PT. Primarindo Asia Infrastructure, Tbk	Aneka Industri
53	BRAM	PT. Indo Kordsa Tbk	Aneka Industri
54	GDYR	PT. Goodyear Indonesia Tbk	Aneka Industri
55	HDTX	PT. Panasia Indo Resources Tbk	Aneka Industri
56	IMAS	PT. Indomobil Sukses Internasional Tbk	Aneka Industri
57	INDR	PT. Indo-Rama Synthetics Tbk	Aneka Industri
58	INDS	PT. Indospring Tbk	Aneka Industri
59	JECC	PT. Jembo Cable Company Tbk	Aneka Industri
60	KBLM	PT. Kabelindo Murni Tbk	Aneka Industri
61	POLY	PT. Asia Pacific Fibers Tbk	Aneka Industri
62	RICY	PT. Ricky Putra Globalindo	Aneka Industri
63	TFCO	PT. Tifico Fiber Indonesia Tbk.	Aneka Industri
64	VOKS	PT. Voksel Electric Tbk	Aneka Industri

**Lampiran 2**  
**Data Pengungkapan CSR**

No	Kode Saham	Nama Perusahaan	Sektor	2016	
				Hasil	SQRT
1	AKPI	PT. Argha Karya Prima Industry Tbk	Industri Dasar dan Kimia	0.0769	0.2774
2	ALKA	PT. Alakasa Industrindo Tbk	Industri Dasar dan Kimia	0.0549	0.2344
3	ALMI	PT. Alumindo Light Metal Industry Tbk	Industri Dasar dan Kimia	0.0549	0.2344
4	AMFG	PT. Asahimas Flat Glass Tbk	Industri Dasar dan Kimia	0.2088	0.4569
5	BRPT	PT. Barito Pacific Tbk	Industri Dasar dan Kimia	0.0440	0.2097
6	BTON	PT. Beton Jaya Manunggal Tbk	Industri Dasar dan Kimia	0.0659	0.2568
7	BUDI	PT. Budi Starch & Sweetener Tbk	Industri Dasar dan Kimia	0.0989	0.3145
8	CTBN	PT. Citra Tubindo Tbk	Industri Dasar dan Kimia	0.1648	0.4060
9	EKAD	PT. Ekadharna International Tbk	Industri Dasar dan Kimia	0.0769	0.2774
10	IGAR	PT. Champion Pacific Indonesia Tbk	Industri Dasar dan Kimia	0.0549	0.2344
11	INAI	PT. Indal Aluminium Industry Tbk	Industri Dasar dan Kimia	0.0440	0.2097
12	INCI	PT. Intanwijaya Internasional Tbk	Industri Dasar dan Kimia	0.0659	0.2568
13	INTP	PT. Indocement Tunggal Prakarsa Tbk	Industri Dasar dan Kimia	0.1978	0.4447
14	JPFA	PT. Japfa Comfeed Indonesia Tbk	Industri Dasar dan Kimia	0.1099	0.3315
15	KIAS	PT. Keramika Indonesia Assosiasi Tbk	Industri Dasar dan Kimia	0.0110	0.1048
16	KRAS	PT. Krakatau Steel (Persero) Tbk	Industri Dasar dan Kimia	0.0989	0.3145
17	LMSH	PT. Lionmesh Prima Tbk	Industri Dasar dan Kimia	0.0440	0.2097
18	MLIA	PT. Mulia Industrindo Tbk	Industri Dasar dan Kimia	0.0220	0.1482
19	SMCB	PT. Solusi Bangun Indonesia Tbk	Industri Dasar dan Kimia	0.0989	0.3145
20	SMGR	PT. Semen Indonesia (Persero) Tbk	Industri Dasar dan Kimia	0.0769	0.2774
21	SPMA	PT. Suparma Tbk	Industri Dasar dan Kimia	0.0549	0.2344
22	SRSN	PT. Indo Acidatama Tbk	Industri Dasar dan Kimia	0.1099	0.3315
23	SULI	PT. Slj Global Tbk	Industri Dasar dan Kimia	0.0879	0.2965
24	TKIM	PT Pabrik Kertas Tjiwi Kimia Tbk	Industri Dasar dan Kimia	0.0879	0.2965
25	TOTO	PT. Surya Toto Indonesia Tbk	Industri Dasar dan Kimia	0.1099	0.3315
26	UNIC	PT. Unggul Indah Cahaya Tbk	Industri Dasar dan Kimia	0.0549	0.2344
27	WTON	PT. Wijaya Karya Beton	Industri Dasar dan Kimia	0.1538	0.3922
28	ADES	PT. Akasha Wira International Tbk	Barang Konsumsi	0.0549	0.2344
29	CEKA	PT. Wilmar Cahaya Indonesia Tbk	Barang Konsumsi	0.0879	0.2965
30	DLTA	PT. Delta Djakarta Tbk	Barang Konsumsi	0.0330	0.1816
31	DVLA	PT. Darya-Varia Laboratoria Tbk	Barang Konsumsi	0.0549	0.2344
32	GGRM	PT. Gudang Garam Tbk	Barang Konsumsi	0.0440	0.2097
33	HMSP	PT. Hm Sampoerna Tbk	Barang Konsumsi	0.0989	0.3145
34	ICBP	PT. Indofood Cbp Sukses Makmur Tbk	Barang Konsumsi	0.1429	0.3780
35	INDF	PT. Indofood Sukses Makmur Tbk	Barang Konsumsi	0.1648	0.4060
36	KAEF	PT. Kimia Farma (Persero) Tbk	Barang Konsumsi	0.1648	0.4060
37	KICI	PT. Kedaung Indah Can Tbk	Barang Konsumsi	0.0330	0.1816
38	KLBF	PT. Kalbe Farma Tbk	Barang Konsumsi	0.0989	0.3145
39	LMPI	PT. Langgeng Makmur Industri Tbk	Barang Konsumsi	0.0220	0.1482
40	MLBI	PT. Multi Bintang Indonesia Tbk	Barang Konsumsi	0.0549	0.2344

**(Lanjutan)**  
**Data Pengungkapan CSR**

No	Kode Saham	Nama Perusahaan	Sektor	2016	
				Hasil	SQRT
41	MYOR	PT. Mayora Indah Tbk	Barang Konsumsi	0.1538	0.3922
42	ROTI	PT. Nippon Indosari Carpindo Tbk	Barang Konsumsi	0.1099	0.3315
43	SIDO	PT. Industri Jamu Dan Farmasi Sido Muncul Tbk	Barang Konsumsi	0.0549	0.2344
44	SKBM	PT. Sekar Bumi Tbk	Barang Konsumsi	0.0220	0.1482
45	ULTJ	PT. Ultra Jaya Milk Industri & Trading Company	Barang Konsumsi	0.0769	0.2774
46	UNVR	PT. Unilever Indonesia Tbk	Barang Konsumsi	0.1978	0.4447
47	ADMG	PT. Polychem Indonesia Tbk	Aneka Industri	0.0879	0.2965
48	ARGO	PT. Argo Pantes, Tbk.	Aneka Industri	0.1099	0.1816
49	ASII	PT. Astra International Tbk	Aneka Industri	0.0659	0.2568
50	AUTO	PT. Astra Otoparts Tbk	Aneka Industri	0.0659	0.2568
51	BATA	PT. Sepatu Bata Tbk.	Aneka Industri	0.0220	0.1482
52	BIMA	PT. Primarindo Asia Infrastructure, Tbk	Aneka Industri	0.0769	0.2774
53	BRAM	PT. Indo Kordsa Tbk	Aneka Industri	0.1099	0.3315
54	GDYR	PT. Goodyear Indonesia Tbk	Aneka Industri	0.0330	0.1816
55	HDTX	PT. Panasia Indo Resources Tbk	Aneka Industri	0.1648	0.4060
56	IMAS	PT. Indomobil Sukses Internasional Tbk	Aneka Industri	0.0440	0.2097
57	INDR	PT. Indo-Rama Synthetics Tbk	Aneka Industri	0.1868	0.4322
58	INDS	PT. Indospring Tbk	Aneka Industri	0.0440	0.2097
59	JECC	PT. Jembo Cable Company Tbk	Aneka Industri	0.1538	0.3922
60	KBLM	PT. Kabelindo Murni Tbk	Aneka Industri	0.1868	0.4322
61	POLY	PT. Asia Pacific Fibers Tbk	Aneka Industri	0.0220	0.1482
62	RICY	PT. Ricky Putra Globalindo	Aneka Industri	0.0440	0.2097
63	TFCO	PT. Tifico Fiber Indonesia Tbk.	Aneka Industri	0.0220	0.1482
64	VOKS	PT. Voksel Electric Tbk	Aneka Industri	0.1099	0.3315

**(Lanjutan)**  
**Data Pengungkapan CSR**

No	Kode Saham	Nama Perusahaan	Sektor	2017	
				Hasil	SQRT
1	AKPI	PT. Argha Karya Prima Industry Tbk	Industri Dasar dan Kimia	0.0659	0.2568
2	ALKA	PT. Alakasa Industrindo Tbk	Industri Dasar dan Kimia	0.0879	0.2965
3	ALMI	PT. Alumindo Light Metal Industry Tbk	Industri Dasar dan Kimia	0.0659	0.2568
4	AMFG	PT. Asahimas Flat Glass Tbk	Industri Dasar dan Kimia	0.1648	0.4060
5	BRPT	PT. Barito Pacific Tbk	Industri Dasar dan Kimia	0.0879	0.2965
6	BTON	PT. Beton Jaya Manunggal Tbk	Industri Dasar dan Kimia	0.0659	0.2568
7	BUDI	PT. Budi Starch & Sweetener Tbk	Industri Dasar dan Kimia	0.0989	0.3145
8	CTBN	PT. Citra Tubindo Tbk	Industri Dasar dan Kimia	0.1648	0.4060
9	EKAD	PT. Ekadharna International Tbk	Industri Dasar dan Kimia	0.0879	0.2965
10	IGAR	PT. Champion Pacific Indonesia Tbk	Industri Dasar dan Kimia	0.0659	0.2568
11	INAI	PT. Indal Aluminium Industry Tbk	Industri Dasar dan Kimia	0.0989	0.3145
12	INCI	PT. Intanwijaya Internasional Tbk	Industri Dasar dan Kimia	0.1099	0.3315
13	INTP	PT. Indocement Tunggal Prakarsa Tbk	Industri Dasar dan Kimia	0.1538	0.3922
14	JPFA	PT. Japfa Comfeed Indonesia Tbk	Industri Dasar dan Kimia	0.1758	0.4193
15	KIAS	PT. Keramik Indonesia Asosiasi Tbk	Industri Dasar dan Kimia	0.0220	0.1482
16	KRAS	PT. Krakatau Steel (Persero) Tbk	Industri Dasar dan Kimia	0.1319	0.3631
17	LMSH	PT. Lionmesh Prima Tbk	Industri Dasar dan Kimia	0.0440	0.2097
18	MLIA	PT. Mulia Industrindo Tbk	Industri Dasar dan Kimia	0.1209	0.3477
19	SMCB	PT. Solusi Bangun Indonesia Tbk	Industri Dasar dan Kimia	0.0989	0.3145
20	SMGR	PT. Semen Indonesia (Persero) Tbk	Industri Dasar dan Kimia	0.1429	0.3780
21	SPMA	PT. Suparma Tbk	Industri Dasar dan Kimia	0.0989	0.3145
22	SRSN	PT. Indo Acidatama Tbk	Industri Dasar dan Kimia	0.1099	0.3315
23	SULI	PT. Slj Global Tbk	Industri Dasar dan Kimia	0.0879	0.2965
24	TKIM	PT Pabrik Kertas Tjiwi Kimia Tbk	Industri Dasar dan Kimia	0.0769	0.2774
25	TOTO	PT. Surya Toto Indonesia Tbk	Industri Dasar dan Kimia	0.0879	0.2965
26	UNIC	PT. Unggul Indah Cahaya Tbk	Industri Dasar dan Kimia	0.0659	0.2568
27	WTON	PT. Wijaya Karya Beton	Industri Dasar dan Kimia	0.2088	0.4569
28	ADES	PT. Akasha Wira International Tbk	Barang Konsumsi	0.0659	0.2568
29	CEKA	PT. Wilmar Cahaya Indonesia Tbk	Barang Konsumsi	0.0110	0.1048
30	DLTA	PT. Delta Djakarta Tbk	Barang Konsumsi	0.0879	0.2965
31	DVLA	PT. Darya-Varia Laboratoria Tbk	Barang Konsumsi	0.1209	0.3477
32	GGRM	PT. Gudang Garam Tbk	Barang Konsumsi	0.0549	0.2344
33	HMSP	PT. Hm Sampoerna Tbk	Barang Konsumsi	0.0769	0.2774
34	ICBP	PT. Indofood Cbp Sukses Makmur Tbk	Barang Konsumsi	0.1758	0.4193
35	INDF	PT. Indofood Sukses Makmur Tbk	Barang Konsumsi	0.1648	0.4060
36	KAEF	PT. Kimia Farma (Persero) Tbk	Barang Konsumsi	0.1648	0.4060
37	KICI	PT. Kedaung Indah Can Tbk	Barang Konsumsi	0.0330	0.1816
38	KLBF	PT. Kalbe Farma Tbk	Barang Konsumsi	0.0989	0.3145
39	LMPI	PT. Langgeng Makmur Industri Tbk	Barang Konsumsi	0.0220	0.1482
40	MLBI	PT. Multi Bintang Indonesia Tbk	Barang Konsumsi	0.0659	0.2568

**(Lanjutan)**  
**Data Pengungkapan CSR**

No	Kode Saham	Nama Perusahaan	Sektor	2017	
				Hasil	SQRT
41	MYOR	PT. Mayora Indah Tbk	Barang Konsumsi	0.1648	0.4060
42	ROTI	PT. Nippon Indosari Carpindo Tbk	Barang Konsumsi	0.0989	0.3145
43	SIDO	PT. Industri Jamu Dan Farmasi Sido Muncul Tbk	Barang Konsumsi	0.0769	0.2774
44	SKBM	PT. Sekar Bumi Tbk	Barang Konsumsi	0.0110	0.1048
45	ULTJ	PT. Ultra Jaya Milk Industri & Trading Company	Barang Konsumsi	0.0659	0.2568
46	UNVR	PT. Unilever Indonesia Tbk	Barang Konsumsi	0.1648	0.4060
47	ADMG	PT. Polychem Indonesia Tbk	Aneka Industri	0.0769	0.2774
48	ARGO	PT. Argo Pantes, Tbk.	Aneka Industri	0.0440	0.2097
49	ASII	PT. Astra International Tbk	Aneka Industri	0.1099	0.3315
50	AUTO	PT. Astra Otoparts Tbk	Aneka Industri	0.0769	0.2774
51	BATA	PT. Sepatu Bata Tbk.	Aneka Industri	0.0110	0.1048
52	BIMA	PT. Primarindo Asia Infrastructure, Tbk	Aneka Industri	0.1099	0.3315
53	BRAM	PT. Indo Kordsa Tbk	Aneka Industri	0.0879	0.2965
54	GDYR	PT. Goodyear Indonesia Tbk	Aneka Industri	0.0220	0.1482
55	HDTX	PT. Panasia Indo Resources Tbk	Aneka Industri	0.0989	0.3145
56	IMAS	PT. Indomobil Sukses Internasional Tbk	Aneka Industri	0.0220	0.1482
57	INDR	PT. Indo-Rama Synthetics Tbk	Aneka Industri	0.1978	0.4447
58	INDS	PT. Indospring Tbk	Aneka Industri	0.0769	0.2774
59	JECC	PT. Jembo Cable Company Tbk	Aneka Industri	0.1868	0.4322
60	KBLM	PT. Kabelindo Murni Tbk	Aneka Industri	0.0879	0.2965
61	POLY	PT. Asia Pacific Fibers Tbk	Aneka Industri	0.0330	0.1816
62	RICY	PT. Ricky Putra Globalindo	Aneka Industri	0.0769	0.2774
63	TFCO	PT. Tifico Fiber Indonesia Tbk.	Aneka Industri	0.0220	0.1482
64	VOKS	PT. Primarindo Asia Infrastructure, Tbk	Aneka Industri	0.1209	0.3477

**(Lanjutan)**  
**Data Pengungkapan CSR**

No	Kode Saham	Nama Perusahaan	Sektor	2018	
				Hasil	SQRT
1	AKPI	PT. Argha Karya Prima Industry Tbk	Industri Dasar dan Kimia	0.1538	0.3922
2	ALKA	PT. Alakasa Industrindo Tbk	Industri Dasar dan Kimia	0.0989	0.3145
3	ALMI	PT. Alumindo Light Metal Industry Tbk	Industri Dasar dan Kimia	0.1538	0.3922
4	AMFG	PT. Asahimas Flat Glass Tbk	Industri Dasar dan Kimia	0.1648	0.4060
5	BRPT	PT. Barito Pacific Tbk	Industri Dasar dan Kimia	0.0330	0.1816
6	BTON	PT. Beton Jaya Manunggal Tbk	Industri Dasar dan Kimia	0.0659	0.2568
7	BUDI	PT. Budi Starch & Sweetener Tbk	Industri Dasar dan Kimia	0.0879	0.2965
8	CTBN	PT. Citra Tubindo Tbk	Industri Dasar dan Kimia	0.1209	0.3477
9	EKAD	PT. Ekadharma International Tbk	Industri Dasar dan Kimia	0.0659	0.2568
10	IGAR	PT. Champion Pacific Indonesia Tbk	Industri Dasar dan Kimia	0.0549	0.2344
11	INAI	PT. Indal Aluminium Industry Tbk	Industri Dasar dan Kimia	0.0769	0.2774
12	INCI	PT. Intanwijaya Internasional Tbk	Industri Dasar dan Kimia	0.1538	0.3922
13	INTP	PT. Indocement Tunggal Prakarsa Tbk	Industri Dasar dan Kimia	0.3187	0.5645
14	JPFA	PT. Japfa Comfeed Indonesia Tbk	Industri Dasar dan Kimia	0.1648	0.4060
15	KIAS	PT. Keramika Indonesia Assosiasi Tbk	Industri Dasar dan Kimia	0.0220	0.1482
16	KRAS	PT. Krakatau Steel (Persero) Tbk	Industri Dasar dan Kimia	0.1758	0.4193
17	LMSH	PT. Lionmesh Prima Tbk	Industri Dasar dan Kimia	0.0659	0.2568
18	MLIA	PT. Mulia Industrindo Tbk	Industri Dasar dan Kimia	0.1099	0.3315
19	SMCB	PT. Solusi Bangun Indonesia Tbk	Industri Dasar dan Kimia	0.1429	0.3780
20	SMGR	PT. Semen Indonesia (Persero) Tbk	Industri Dasar dan Kimia	0.1978	0.4447
21	SPMA	PT. Suparma Tbk	Industri Dasar dan Kimia	0.0549	0.2344
22	SRSN	PT. Indo Acidatama Tbk	Industri Dasar dan Kimia	0.1099	0.3315
23	SULI	PT. Slj Global Tbk	Industri Dasar dan Kimia	0.1429	0.3780
24	TKIM	PT Pabrik Kertas Tjiwi Kimia Tbk	Industri Dasar dan Kimia	0.1319	0.3631
25	TOTO	PT. Surya Toto Indonesia Tbk	Industri Dasar dan Kimia	0.1209	0.3477
26	UNIC	PT. Unggul Indah Cahaya Tbk	Industri Dasar dan Kimia	0.0769	0.2774
27	WTON	PT. Wijaya Karya Beton	Industri Dasar dan Kimia	0.1978	0.4447
28	ADES	PT. Akasha Wira International Tbk	Barang Konsumsi	0.0549	0.2344
29	CEKA	PT. Wilmar Cahaya Indonesia Tbk	Barang Konsumsi	0.0659	0.2568
30	DLTA	PT. Delta Djakarta Tbk	Barang Konsumsi	0.1099	0.3315
31	DVLA	PT. Darya-Varia Laboratoria Tbk	Barang Konsumsi	0.1429	0.3780
32	GGRM	PT. Gudang Garam Tbk	Barang Konsumsi	0.0549	0.2344
33	HMSP	PT. Hm Sampoerna Tbk	Barang Konsumsi	0.1209	0.3477
34	ICBP	PT. Indofood Cbp Sukses Makmur Tbk	Barang Konsumsi	0.1978	0.4447
35	INDF	PT. Indofood Sukses Makmur Tbk	Barang Konsumsi	0.1978	0.4447
36	KAEF	PT. Kimia Farma (Persero) Tbk	Barang Konsumsi	0.1978	0.4447
37	KICI	PT. Kedaung Indah Can Tbk	Barang Konsumsi	0.0330	0.1816
38	KLBF	PT. Kalbe Farma Tbk	Barang Konsumsi	0.1319	0.3631
39	LMPI	PT. Langgeng Makmur Industri Tbk	Barang Konsumsi	0.0220	0.1482
40	MLBI	PT. Multi Bintang Indonesia Tbk	Barang Konsumsi	0.0769	0.2774

**(Lanjutan)**  
**Data Pengungkapan CSR**

No	Kode Saham	Nama Perusahaan	Sektor	2018	
				Hasil	SQRT
41	MYOR	PT. Mayora Indah Tbk	Barang Konsumsi	0.1648	0.4060
42	ROTI	PT. Nippon Indosari Carpindo Tbk	Barang Konsumsi	0.0879	0.2965
43	SIDO	PT. Industri Jamu Dan Farmasi Sido Muncul Tbk	Barang Konsumsi	0.1099	0.3315
44	SKBM	PT. Sekar Bumi Tbk	Barang Konsumsi	0.1319	0.3631
45	ULTJ	PT. Ultra Jaya Milk Industri & Trading Company	Barang Konsumsi	0.0769	0.2774
46	UNVR	PT. Unilever Indonesia Tbk	Barang Konsumsi	0.1758	0.4193
47	ADMG	PT. Polychem Indonesia Tbk	Aneka Industri	0.1868	0.4322
48	ARGO	PT. Argo Pantes, Tbk.	Aneka Industri	0.0440	0.2097
49	ASII	PT. Astra International Tbk	Aneka Industri	0.1099	0.3315
50	AUTO	PT. Astra Otoparts Tbk	Aneka Industri	0.0879	0.2965
51	BATA	PT. Sepatu Bata Tbk.	Aneka Industri	0.0110	0.1048
52	BIMA	PT. Primarindo Asia Infrastructure, Tbk	Aneka Industri	0.0989	0.3145
53	BRAM	PT. Indo Kordsa Tbk	Aneka Industri	0.0769	0.2774
54	GDYR	PT. Goodyear Indonesia Tbk	Aneka Industri	0.1209	0.3477
55	HDTX	PT. Panasia Indo Resources Tbk	Aneka Industri	0.0769	0.2774
56	IMAS	PT. Indomobil Sukses Internasional Tbk	Aneka Industri	0.0220	0.1482
57	INDR	PT. Indo-Rama Synthetics Tbk	Aneka Industri	0.1868	0.4322
58	INDS	PT. Indospring Tbk	Aneka Industri	0.0659	0.2568
59	JECC	PT. Jembo Cable Company Tbk	Aneka Industri	0.1758	0.4193
60	KBLM	PT. Kabelindo Murni Tbk	Aneka Industri	0.1429	0.3780
61	POLY	PT. Asia Pacific Fibers Tbk	Aneka Industri	0.0220	0.1482
62	RICY	PT. Ricky Putra Globalindo	Aneka Industri	0.0659	0.2568
63	TFCO	PT. Tifico Fiber Indonesia Tbk.	Aneka Industri	0.0220	0.1482
64	VOKS	PT. Voksel Electric Tbk	Aneka Industri	0.0879	0.2965



**Lampiran 3**  
**Data Profitabilitas**

NO	KODE SAHAM	NAMA PERUSAHAAN	2016		
			LABA SETELAH PAJAK	TOTAL ASET	RASIO
1	AKPI	PT Argha Karya Prima Industry Tbk	52,393,857	2,615,909,190	0.0200
2	ALKA	PT ALAKASA INDUSTRINDO Tbk	516,167	136,618,855	0.0038
3	ALMI	PT Alumindo Light Metal Industry TBK	-99,931,854,409	2,153,030,503,531	-0.0464
4	AMFG	PT Asahimas Flat Glass Tbk	260,444	5,504,890	0.0473
5	BRPT	PT Barito Pacific Tbk	327,697	3,736,110	0.0877
6	BTON	PT BETONJAYA Manunggaltbk	-5,974,737,984	177,290,628,918	-0.0337
7	BUDI	PT Budi Starch & Sweetener Tbk	38,624	2,931,807	0.0132
8	CTBN	PT. Citra Tubindo Tbk	-933,521	159,623,606	-0.0058
9	EKAD	PT Ekadharma International Tbk	90,685,821,530	702,508,630,708	0.1291
10	IGAR	PT Champion Pacific Indonesia Tbk	69,305,629,795	439,465,673,296	0.1577
11	INAI	PT Indal Aluminium Industry Tbk	35,552,975,244	1,339,032,413,455	0.0266
12	INCI	PT Intanwijaya Internasional Tbk	9,988,836,259	269,351,381,344	0.0371
13	INTP	PT Indocement Tunggal Prakarsa Tbk	3,870,319	30,150,580	0.1284
14	JPFA	PT Japfa Comfeed Indonesia Tbk	2,171,608	19,251,026	0.1128
15	KIAS	PT Keramik Indonesia Assosiasi Tbk	-252,499,070,120	1,859,669,927,962	-0.1358
16	KRAS	PT Krakatau Steel (Persero) Tbk	-180,724	3,936,713	-0.0459
17	LMSH	PT Lionmesh Prima Tbk	6,252,814,811	162,828,169,250	0.0384
18	MLIA	PT Mulia Industrindo Tbk	9,039,563	7,723,578,677	0.0012
19	SMCB	PT Solusi Bangun Indonesia Tbk	-284,584	19,763,133	-0.0144
20	SMGR	PT Semen Indonesia (Persero) Tbk	4,535,036,823	44,226,895,982	0.1025
21	SPMA	PT Suparma Tbk	81,063,430,679	2,158,852,415,950	0.0375

**(Lanjutan)**  
**Data Profitabilitas**

NO	KODE SAHAM	NAMA PERUSAHAAN	2016		
			LABA SETELAH PAJAK	TOTAL ASET	RASIO
22	SRSN	PT INDO ACIDATAMA Tbk	11,056,051	717,149,704	0.0154
23	SULI	PT. SLJ Global Tbk	383,448	91,571,846	0.0042
24	TKIM	PT Pabrik Kertas Tjiwi Kimia Tbk	7,653	2,491,282	0.0031
25	TOTO	PT. Surya TOTO Indonesia Tbk	168,564,583,718	2,581,440,938,262	0.0653
26	UNIC	PT. Unggul Indah Cahaya Tbk	21,122,276	226,913,639	0.0931
27	WTON	PT. Wijaya Karya Beton	282,148,079,843	4,663,078,318,968	0.0605
28	ADES	PT Akasha Wira International Tbk	55,951	767,479	0.0729
29	CEKA	PT. Wilmar Cahaya Indonesia Tbk	249,697,013,626	1,425,964,152,418	0.1751
30	DLTA	PT. Delta Djakarta Tbk	254,509,268	1,197,796,650	0.2125
31	DVLA	PT Darya-Varia Laboratoria Tbk	152,083,400	1,531,365,558	0.0993
32	GGRM	PT. Gudang Garam Tbk	6,672,682	62,951,634	0.1060
33	HMSP	PT. HM Sampoerna Tbk	12,762,229	42,508,277	0.3002
34	ICBP	PT Indofood CBP Sukses Makmur Tbk	3,631,301	28,901,948	0.1256
35	INDF	PT Indofood Sukses Makmur Tbk	5,266,906	82,699,635	0.0637
36	KAEF	PT Kimia Farma (Persero) Tbk	271,597,947,663	4,612,562,541,064	0.0589
37	KICI	PT. Kedaung Indah Can Tbk	362,936,663	139,809,135,385	0.0026
38	KLBF	PT Kalbe Farma Tbk	2,350,884,933,551	15,226,009,210,657	0.1544
39	LMPI	PT LANGGENG MAKMUR INDUSTRI TBK	6,933,035,457	810,364,824,722	0.0086
40	MLBI	PT Multi Bintang Indonesia Tbk	982,129	2,275,038	0.4317
41	MYOR	PT Mayora Indah Tbk	1,388,676,127,665	12,922,421,859,142	0.1075
42	ROTI	PT. Nippon Indosari Carpindo Tbk	279,777,368,831	2,919,640,858,718	0.0958

**(Lanjutan)**  
**Data Profitabilitas**

NO	KODE SAHAM	NAMA PERUSAHAAN	2016		
			LABA SETELAH PAJAK	TOTAL ASET	RASIO
43	SIDO	PT Industri Jamu Dan Farmasi Sido Muncul Tbk	480,525	2,987,614	0.1608
44	SKBM	PT. Sekar Bumi Tbk	22,545,456,050	1,001,657,012,004	0.0225
45	ULTJ	PT Ultra Jaya Milk Industri & Trading Company	709,826	4,221,436	0.1681
46	UNVR	PT. Unilever indonesia Tbk	6,390,672	16,745,695	0.3816
47	ADMG	PT Polychem Indonesia Tbk	20,569,761	380,847,522	0.0540
48	ARGO	PT Argo Pantes, Tbk.	25,717,177	116,157,533	0.2214
49	ASII	PT Astra International Tbk	18,302	261,855	0.0699
50	AUTO	PT Astra Otoparts Tbk	483,421	14,612,274	0.0331
51	BATA	PT Sepatu Bata Tbk.	42,231,663	804,742,917	0.0525
52	BIMA	PT. Primarindo Asia Infrastructure, Tbk	17,410,120,742	92,041,274,561	0.1892
53	BRAM	PT INDO KORDSA TBK	22,299,582	296,060,495	0.0753
54	GDYR	PT Goodyear Indonesia Tbk	1,656,125	112,840,841	0.0147
55	HDTX	PT. Panasia Indo Resources Tbk	393,567,640	4,743,579,755	0.0830
56	IMAS	PT Indomobil Sukses Internasional Tbk	312,881,005,784	25,633,342,258,679	0.0122
57	INDR	PT. Indo-Rama Synthetics Tbk	1,456,742	850,657,384	0.0017
58	INDS	PT. Indospring Tbk	49,556,367,334	2,477,272,502,538	0.0200
59	JECC	PT. Jembo Cable Company Tbk	132,423,161	1,587,210,576	0.0834
60	KBLM	PT. Kabelindo Murni Tbk	21,245,022,916	639,091,366,917	0.0332
61	POLY	PT Asia Pacific Fibers Tbk	11,868,369	231,149,516	0.0513
62	RICY	PT. RICKY PUTRA GLOBALINDO	14,033,426,519	1,288,683,925,066	0.0109
63	TFCO	PT. Tifico Fiber Indonesia Tbk.	6,227,268	322,283,946	0.0193
64	VOKS	PT Voksel Electric Tbk	160,045,873,393	1,668,210,094,478	0.0959

**(Lanjutan)**  
**Data Profitabilitas**

NO	KODE SAHAM	NAMA PERUSAHAAN	2017		
			LABA SETELAH PAJAK	TOTAL ASET	RASIO
1	AKPI	PT Argha Karya Prima Industry Tbk	13,333,970	2,745,325,833	0.0049
2	ALKA	PT Alakasa Industrindo Tbk	15,406,256	305,208,703	0.0505
3	ALMI	PT Alumindo Light Metal Industry TBK	8,446,455,684	2,376,281,796,928	0.0036
4	AMFG	PT Asahimas Flat Glass Tbk	38,569	6,267,816	0.0062
5	BRPT	PT Barito Pacific Tbk	374,974	6,872,043	0.0546
6	BTON	PT Betonjaya Manunggaltbk	11,370,927,212	183,501,650,442	0.0620
7	BUDI	PT Budi Starch & Sweetener Tbk	45,691	2,939,456	0.0155
8	CTBN	PT. Citra Tubindo Tbk	-12,114,563	149,450,952	-0.0811
9	EKAD	PT Ekadharma International Tbk	76,195,665,729	796,767,646,172	0.0956
10	IGAR	PT Champion Pacific Indonesia Tbk	72,376,683,136	513,022,591,574	0.1411
11	INAI	PT Indal Aluminium Industry Tbk	38,651,704,520	1,213,916,545,120	0.0318
12	INCI	PT Intanwijaya Internasional Tbk	16,554,272,131	303,788,390,330	0.0545
13	INTP	PT Indocement Tunggal Prakarsa Tbk	1,859,818	28,863,676	0.0644
14	JPFA	PT Japfa Comfeed Indonesia Tbk	1,043,104	19,959,548	0.0523
15	KIAS	PT Keramik Indonesia Asosiasi Tbk	-85,300,976,555	1,767,603,505,697	0.0483
16	KRAS	PT Krakatau Steel (Persero) Tbk	-86,097	4,114,386	0.0209
17	LMSH	PT Lionmesh Prima Tbk	12,967,113,850	161,163,426,840	0.0805
18	MLIA	PT Mulia Industrindo Tbk	47,534,072	5,186,685,608	0.0092
19	SMCB	PT Solusi Bangun Indonesia Tbk	758,045	19,626,403	0.0386
20	SMGR	PT Semen Indonesia (Persero) Tbk	1,650,006,251	49,068,650,213	0.0336
21	SPMA	PT Suparma Tbk	92,280,117,234	2,175,660,855,114	0.0424

**(Lanjutan)**  
**Data Profitabilitas**

NO	KODE SAHAM	NAMA PERUSAHAAN	2017		
			LABA SETELAH PAJAK	TOTAL ASET	RASIO
22	SRSN	PT INDO ACIDATAMA Tbk	17,698,567	652,726,454	0.0271
23	SULI	PT. SLJ Global Tbk	1,346,166	82,527,597	0.0163
24	TKIM	PT Pabrik Kertas Tjiwi Kimia Tbk	32,010	2,582,042	0.0124
25	TOTO	PT. Surya TOTO Indonesia Tbk	278,935,804,544	2,826,490,815,501	0.0987
26	UNIC	PT. Unggul Indah Cahaya Tbk	11,931,399	223,746,950	0.0533
27	WTON	PT. Wijaya Karya Beton	340,458,859,391	7,067,976,095,043	0.0482
28	ADES	PT Akasha Wira International Tbk	38,242	840,236	0.0455
29	CEKA	PT. Wilmar Cahaya Indonesia Tbk	107,420,886,839	1,392,636,444,501	0.0771
30	DLTA	PT. Delta Djakarta Tbk	279,772,635	1,340,842,765	0.2087
31	DVLA	PT Darya-Varia Laboratoria Tbk	162,249,293	1,640,886,147	0.0989
32	GGRM	PT. Gudang Garam Tbk	7,755,347	66,759,930	0.1162
33	HMSP	PT. HM Sampoerna Tbk	12,670,534	43,141,063	0.2937
34	ICBP	PT Indofood CBP Sukses Makmur Tbk	3,543,173	31,619,514	0.1121
35	INDF	PT Indofood Sukses Makmur Tbk	5,097,264	88,400,877	0.0577
36	KAEF	PT Kimia Farma (Persero) Tbk	331,707,917,461	6,096,148,972,534	0.0544
37	KICI	PT. Kedaung Indah Can Tbk	7,946,916,114	149,420,009,884	0.0532
38	KLBF	PT Kalbe Farma Tbk	2,453,251,410,604	16,616,239,416,335	0.1476
39	LMPI	PT LANGGENG MAKMUR INDUSTRI TBK	- 31,140,558,174	- 834,548,374,286	- 0.0373
40	MLBI	PT Multi Bintang Indonesia Tbk	1,322,067	2,510,078	0.5267
41	MYOR	PT Mayora Indah Tbk	1,630,953,830,893	14,915,849,800,251	0.1093
42	ROTI	PT. Nippon Indosari Carpindo Tbk	135,364,021,139	4,559,573,709,411	0.0297

**(Lanjutan)**  
**Data Profitabilitas**

NO	KODE SAHAM	NAMA PERUSAHAAN	2017		
			LABA SETELAH PAJAK	TOTAL ASET	RASIO
43	SIDO	PT Industri Jamu Dan Farmasi Sido Muncul Tbk	533,799	3,158,198	0.1690
44	SKBM	PT. Sekar Bumi Tbk	25,880,464,791	1,623,027,475,045	0.0159
45	ULTJ	PT Ultra Jaya Milk Industri & Trading Company	718,402	5,175,896	0.1388
46	UNVR	PT. Unilever indonesia Tbk	7,004,562	18,906,413	0.3705
47	ADMG	PT Polychem Indonesia Tbk	-	-	-
47	ADMG	PT Polychem Indonesia Tbk	8,637,865	374,110,303	0.0231
48	ARGO	PT Argo Pantes, Tbk.	-	-	-
48	ARGO	PT Argo Pantes, Tbk.	14,871,847	98,459,842	0.1510
49	ASII	PT Astra International Tbk	23,121	295,830	0.0782
50	AUTO	PT Astra Otoparts Tbk	547,781	14,762,309	0.0371
51	BATA	PT Sepatu Bata Tbk.	53,654,376	855,691,231	0.0627
52	BIMA	PT. Primarindo Asia Infrastructure, Tbk	15,795,652,032	89,327,328,853	0.1768
53	BRAM	PT INDO KORDSA TBK	24,567,927	304,483,626	0.0807
54	GDYR	PT Goodyear Indonesia Tbk	-	-	-
54	GDYR	PT Goodyear Indonesia Tbk	894,214	123,765,600	0.0072
55	HDTX	PT. Panasia Indo Resources Tbk	-	-	-
55	HDTX	PT. Panasia Indo Resources Tbk	847,049,209	4,035,086,385	0.2099
56	IMAS	PT Indomobil Sukses Internasional Tbk	-	-	-
56	IMAS	PT Indomobil Sukses Internasional Tbk	59,777,940,857	31,440,443,615,533	0.0019
57	INDR	PT. Indo-Rama Synthetics Tbk	1,814,363	806,739,423	0.0022
58	INDS	PT. Indospring Tbk	113,639,539,901	2,434,617,337,849	0.0467
59	JECC	PT. Jembo Cable Company Tbk	83,355,370	1,927,985,352	0.0432
60	KBLM	PT. Kabelindo Murni Tbk	43,994,949,645	1,235,198,847,468	0.0356
61	POLY	PT Asia Pacific Fibers Tbk	-	-	-
61	POLY	PT Asia Pacific Fibers Tbk	4,408,564	231,566,955	0.0190
62	RICY	PT. RICKY PUTRA GLOBALINDO	16,558,562,699	1,371,570,948,138	0.0121
63	TFCO	PT. Tifico Fiber Indonesia Tbk.	3,272,209	331,168,426	0.0099
64	VOKS	PT Voksel Electric Tbk	166,204,959,339	2,110,166,496,595	0.0788

**(Lanjutan)**  
**Data Profitabilitas**

NO	KODE SAHAM	NAMA PERUSAHAAN	2018		
			LABA SETELAH PAJAK	TOTAL ASET	RASIO
1	AKPI	PT Argha Karya Prima Industry Tbk	13,456,135	3,070,410,492	0.0044
2	ALKA	PT Alakasa Industrindo Tbk	22,943,498	648,968,295	0.0354
3	ALMI	PT Alumindo Light Metal Industry TBK	6,544,635,062	2,781,666,374,017	0.0024
4	AMFG	PT Asahimas Flat Glass Tbk	6,596	8,432,632	0.0008
5	BRPT	PT Barito Pacific Tbk	242,066	7,042,491	0.0344
6	BTON	PT Betonjaya Manunggaltbk	27,812,712,161	217,362,960,011	0.1280
7	BUDI	PT Budi Starch & Sweetener Tbk	50,467	3,392,980	0.0149
8	CTBN	PT. Citra Tubindo Tbk	5,794,754	155,653,317	0.0372
9	EKAD	PT Ekadharma International Tbk	74,045,187,763	853,267,454,400	0.0868
10	IGAR	PT Champion Pacific Indonesia Tbk	44,672,438,405	570,197,810,698	0.0783
11	INAI	PT Indal Aluminium Industry Tbk	40,463,141,352	1,400,683,598,096	0.0289
12	INCI	PT Intanwijaya Internasional Tbk	16,675,673,703	391,362,697,956	0.0426
13	INTP	PT Indocement Tunggal Prakarsa Tbk	1,145,937	27,788,562	0.0412
14	JPFA	PT Japfa Comfeed Indonesia Tbk	2,253,201	23,038,028	0.0978
15	KIAS	PT Keramik Indonesia Asosiasi Tbk	79,206,468,705	1,704,424,579,208	0.0465
16	KRAS	PT Krakatau Steel (Persero) Tbk	77,163	4,298,318	0.0180
17	LMSH	PT Lionmesh Prima Tbk	2,886,727,390	160,027,280,153	0.0180
18	MLIA	PT Mulia Industrindo Tbk	189,082,238	5,263,726,099	0.0359
19	SMCB	PT Solusi Bangun Indonesia Tbk	827,985	18,667,187	0.0444
20	SMGR	PT Semen Indonesia (Persero) Tbk	3,085,704,236	51,155,890,227	0.0603
21	SPMA	PT Suparma Tbk	82,232,722,269	2,282,845,632,924	0.0360

**(Lanjutan)**  
**Data Profitabilitas**

NO	KODE SAHAM	NAMA PERUSAHAAN	2018		
			LABA SETELAH PAJAK	TOTAL ASET	RASIO
22	SRSN	PT Indo Acidatama Tbk	38,735,092	686,777,211	0.0564
23	SULI	PT. SLJ Global Tbk	3,267,396	101,190,118	0.0323
24	TKIM	PT Pabrik Kertas Tjiwi Kimia Tbk	245,709	2,965,136	0.0829
25	TOTO	PT. Surya TOTO Indonesia Tbk	346,692,796,102	2,897,119,790,044	0.1197
26	UNIC	PT. Unggul Indah Cahaya Tbk	17,280,630	236,410,388	0.0731
27	WTON	PT. Wijaya Karya Beton	486,640,174,453	8,881,778,299,672	0.0548
28	ADES	PT Akasha Wira International Tbk	52,958	881,275	0.0601
29	CEKA	PT. Wilmar Cahaya Indonesia Tbk	92,649,656,775	1,168,956,042,706	0.0793
30	DLTA	PT. Delta Djakarta Tbk	338,129,985	1,523,517,170	0.2219
31	DVLA	PT Darya-Varia Laboratoria Tbk	200,651,968	1,682,821,739	0.1192
32	GGRM	PT. Gudang Garam Tbk	7,793,068	69,097,219	0.1128
33	HMSP	PT. HM Sampoerna Tbk	13,538,418	46,602,420	0.2905
34	ICBP	PT Indofood CBP Sukses Makmur Tbk	4,658,781	34,367,153	0.1356
35	INDF	PT Indofood Sukses Makmur Tbk	4,961,851	96,537,796	0.0514
36	KAEF	PT Kimia Farma (Persero) Tbk	401,792,808,948	9,460,427,317,681	0.0425
37	KICI	PT. Kedaung Indah Can Tbk	873,742,659	154,088,747,766	0.0057
38	KLBF	PT Kalbe Farma Tbk	2,497,261,964,757	18,146,206,145,369	0.1376
39	LMPI	PT Langgeng Makmur Industri Tbk	46,390,704,290	786,704,752,983	0.0590
40	MLBI	PT Multi Bintang Indonesia Tbk	1,224,807	2,889,501	0.4239
41	MYOR	PT Mayora Indah Tbk	1,760,434,280,304	17,591,706,426,634	0.1001
42	ROTI	PT. Nippon Indosari Carpindo Tbk	127,171,436,363	4,393,810,380,883	0.0289



**(Lanjutan)**  
**Data Profitabilitas**

NO	KODE SAHAM	NAMA PERUSAHAAN	2018		
			LABA SETELAH PAJAK	TOTAL ASET	RASIO
43	SIDO	PT Industri Jamu Dan Farmasi Sido Muncul Tbk	663,849	3,337,628	0.1989
44	SKBM	PT. Sekar Bumi Tbk	15,954,632,472	1,771,365,972,009	0.0090
45	ULTJ	PT Ultra Jaya Milk Industri & Trading Company	701,607	5,555,871	0.1263
46	UNVR	PT. Unilever indonesia Tbk	9,109,445	19,522,970	0.4666
47	ADMG	PT Polychem Indonesia Tbk	-1,304,581	280,679,854	-0.0046
48	ARGO	PT Argo Pantes, Tbk.	-8,186,633	88,323,888	-0.0927
49	ASII	PT Astra International Tbk	27,372	344,711	0.0794
50	AUTO	PT Astra Otoparts Tbk	680,801	15,889,648	0.0428
51	BATA	PT Sepatu Bata Tbk.	67,944,867	876,856,225	0.0775
52	BIMA	PT. Primarindo Asia Infrastructure, Tbk	2,349,855,961	98,190,640,839	0.0239
53	BRAM	PT Indo Kordsa TBK	19,377,050	296,400,018	0.0654
54	GDYR	PT Goodyear Indonesia Tbk	425,988	126,016,356	0.0034
55	HDTX	PT. Panasia Indo Resources Tbk	-229,988,885	586,940,667	-0.3918
56	IMAS	PT Indomobil Sukses Internasional Tbk	98,774,620,340	40,955,996,273,862	0.0024
57	INDR	PT. Indo-Rama Synthetics Tbk	62,367,343	805,918,779	0.0774
58	INDS	PT. Indospring Tbk	110,686,883,366	2,482,337,567,967	0.0446
59	JECC	PT. Jembo Cable Company Tbk	88,428,879	2,081,620,993	0.0425
60	KBLM	PT. Kabelindo Murni Tbk	40,675,096,628	1,298,358,478,375	0.0313
61	POLY	PT Asia Pacific Fibers Tbk	12,832,260	238,246,828	0.0539
62	RICY	PT. Ricky Putra Globalindo	18,480,376,458	1,539,602,054,832	0.0120
63	TFCO	PT. Tifico Fiber Indonesia Tbk.	-494,963	321,852,867	-0.0015
64	VOKS	PT Voksel Electric Tbk	105,468,744,587	2,485,382,578,010	0.0424

**Lampiran 4**  
**Data Ukuran Perusahaan**

NO	KODE SAHAM	NAMA PERUSAHAAN	2016	2017	2018
			Ln Total Aset	Ln Total Aset	Ln Total Aset
1	AKPI	PT Argha Karya Prima Industry Tbk	28.5926328	28.64092088	28.75283238
2	ALKA	PT ALAKASA INDUSTRINDO Tbk	25.6404608	26.44426165	27.1986497
3	ALMI	PT Alumindo Light Metal Industry Tbk	28.3978975	28.49655811	28.65407128
4	AMFG	PT Asahimas Flat Glass Tbk	29.3366579	29.46644908	29.76313006
5	BRPT	PT Barito Pacific Tbk	24.6392485	25.25696621	25.34806523
6	BTON	PT Betonjaya Manunggaltbk	25.9010562	25.9354895	26.10483442
7	BUDI	PT Budi Starch & Sweetener Tbk	28.7066401	28.70924565	28.85272971
8	CTBN	PT. Citra Tubindo Tbk	28.3997746	28.33392428	28.44454582
9	EKAD	PT Ekadharma International Tbk	27.2779235	27.40382894	27.47233888
10	IGAR	PT Champion Pacific Indonesia Tbk	26.8088254	26.96358572	27.06924917
11	INAI	PT Indal Aluminium Industry Tbk	27.9229684	27.82487306	27.96798152
12	INCI	PT Intanwijaya Internasional Tbk	26.3192826	26.43959721	26.69290058
13	INTP	PT Indocement Tunggul Prakarsa Tbk	31.0372253	30.99360503	30.95564561
14	JPFA	PT Japfa Comfeed Indonesia Tbk	30.5885855	30.62472874	30.76816736
15	KIAS	PT Keramika Indonesia Assosiasi Tbk	28.2514201	28.20064579	28.16424868
16	KRAS	PT Krakatau Steel (Persero) Tbk	31.5993049	31.65174966	31.76208234
17	LMSH	PT Lionmesh Prima Tbk	25.8159613	25.80568476	25.79861014
18	MLIA	PT Mulia Industrindo Tbk	29.6752989	29.277116	29.29186028
19	SMCB	PT Solusi Bangun Indonesia Tbk	30.6148393	30.60789687	30.55778839
20	SMGR	PT Semen Indonesia (Persero) Tbk	31.4203542	31.52424146	31.56589876
21	SPMA	PT SUPARMA Tbk	28.4005979	28.40835358	28.45644387
22	SRSN	PT INDO ACIDATAMA Tbk	27.2985504	27.20442397	27.25527578
23	SULI	PT. SLJ Global Tbk	27.8383274	27.74263752	28.01310439
24	TKIM	PT Pabrik Kertas Tjiwi Kimia Tbk	31.1417562	31.18584061	31.39078146
25	TOTO	PT. Surya TOTO Indonesia Tbk	28.5793689	28.67005706	28.69473818
26	UNIC	PT. Unggul Indah Cahaya Tbk	28.745773	28.7400205	28.86167251
27	WTON	PT. Wijaya Karya Beton	29.1706969	29.58659529	29.81502291
28	ADES	PT Akasha Wira International Tbk	27.366377	27.45694864	27.50463556
29	CEKA	PT. Wilmar Cahaya Indonesia Tbk	27.9858693	27.96221979	27.7871322
30	DLTA	PT. Delta Djakarta Tbk	20.9037496	21.01656418	21.14428743
31	DVLA	PT Darya-Varia Laboratoria Tbk	28.057181	28.12625755	28.15149311
32	GGRM	PT. Gudang Garam Tbk	31.7733878	31.83212417	31.8665356
33	HMSP	PT. HM Sampoerna Tbk	31.3807199	31.3954964	31.47267359
34	ICBP	PT Indofood CBP Sukses Makmur Tbk	30.9949301	31.08479558	31.16812237

(Lanjutan)

**Data Ukuran Perusahaan**

NO	KODE SAHAM	NAMA PERUSAHAAN	2016	2017	2018
			Ln Total Aset	Ln Total Aset	Ln Total Aset
35	INDF	PT Indofood Sukses Makmur Tbk	32.0462363	32.11290301	32.20095572
36	KAEF	PT Kimia Farma (Persero) Tbk	29.1598047	29.43867837	29.87813867
37	KICI	PT. Kedaung Indah Can Tbk	25.663544	25.73002704	25.76079456
38	KLBF	PT Kalbe Farma Tbk	30.3540262	30.44140161	30.52948263
39	LMPI	PT LANGGENG MAKMUR INDUSTRI TBK	27.4207504	27.45015655	27.39111886
40	MLBI	PT Multi Bintang Indonesia Tbk	28.4530179	28.55133494	28.69210494
41	MYOR	PT Mayora Indah Tbk	30.189985	30.33344551	30.49844868
42	ROTI	PT. Nippon Indosari Carpindo Tbk	28.7024817	29.14825025	29.11121793
43	SIDO	PT Industri Jamu Dan Farmasi Sido Muncul Tbk	28.7254962	28.78102273	28.83628149
44	SKBM	PT. Sekar Bumi Tbk	27.6326768	28.11531433	28.2027721
45	ULTJ	Pt Ultra Jaya Milk Industri & Trading Company	29.0711965	29.27503358	29.34587632
46	UNVR	PT. Unilever indonesia Tbk	30.4491623	30.57052229	30.60261284
47	ADMG	PT POLYCHEM INDONESIA Tbk	22.356209	22.34645779	22.12492582
48	ARGO	PT Argo Pantes, Tbk.	28.1374732	27.97217464	27.86353648
49	ASII	PT Astra International Tbk	33.198812	33.32080608	33.4737275
50	AUTO	PT ASTRA OTOPARTS Tbk	30.312883	30.32309836	30.39668894
51	BATA	PT SEPATU BATA Tbk.	27.4137887	27.47517544	27.49960888
52	BIMA	PT. PRIMARINDO ASIA INFRASTRUCTURE, TBK	25.2455029	25.21557331	25.31017674
53	BRAM	PT INDO KORDSA TBK	22.1653344	22.19338791	22.16648055
54	GDYR	PT Goodyear Indonesia Tbk	28.0529344	28.14534548	28.23332632
55	HDTX	PT. PANASIA INDO RESOURCES Tbk	29.1878132	29.02604883	27.09818957
56	IMAS	PT Indomobil Sukses Internasional Tbk	30.8749151	31.07911619	31.34351934
57	INDR	PT. Indo-Rama Synthetics Tbk	30.067213	30.02250549	30.08808625
58	INDS	PT. Indospring Tbk	28.5381793	28.52081071	28.5402218
59	JECC	PT. Jembo Cable Company Tbk	28.0929992	28.28749671	28.36416803
60	KBLM	PT. Kabelindo Murni Tbk	27.1833133	27.84225308	27.89212187
61	POLY	PT Asia Pacific Fibers Tbk	28.7642683	28.77437383	28.86941051
62	RICY	PT. RICKY PUTRA GLOBALINDO	27.8846426	27.94697788	28.06254509
63	TFCO	PT. Tifico Fiber Indonesia Tbk.	29.1579589	29.18515296	29.15662038
64	VOKS	PT Voksel Electric Tbk	28.1427724	28.37778797	28.54144772

**Lampiran 5**  
**Data Leverage**

NO	KODE SAHAM	NAMA PERUSAHAAN	2016		RASIO
			TOTAL UTANG	TOTAL ASET	
1	AKPI	PT Argha Karya Prima Industry Tbk	1,495,874,021	2,615,909,190	0.5718
2	ALKA	PT Alakasa Industrindo Tbk	75,514,424	136,618,855	0.5527
3	ALMI	PT Alumindo Light Metal Industry TBK	1,749,336,161,470	2,153,030,503,531	0.8125
4	AMFG	PT Asahimas Flat Glass Tbk	1,905,626	5,504,890	0.3462
5	BRPT	PT Barito Pacific Tbk	1,816,016	3,736,110	0.4861
6	BTON	PT Betonjaya Manunggaltbk	33,757,198,849	177,290,628,918	0.1904
7	BUDI	PT Budi Starch & Sweetener Tbk	1,766,825	2,931,807	0.6026
8	CTBN	PT. Citra Tubindo Tbk	42,003,025	159,623,606	0.2631
9	EKAD	PT Ekadharma International Tbk	110,503,822,983	702,508,630,708	0.1573
10	IGAR	PT Champion Pacific Indonesia Tbk	65,716,637,766	439,465,673,296	0.1495
11	INAI	PT Indal Aluminium Industry TBK	1,081,015,810,782	1,339,032,413,455	0.8073
12	INCI	PT Intanwijaya Internasional TBK	26,524,918,593	269,351,381,344	0.0985
13	INTP	PT Indocement Tunggal Prakarsa Tbk	4,011,877	30,150,580	0.1331
14	JPFA	PT Japfa Comfeed Indonesia Tbk	9,878,062	19,251,026	0.5131
15	KIAS	PT Keramik Indonesia Assosiasi Tbk	339,639,855,817	1,859,669,927,962	0.1826
16	KRAS	PT Krakatau Steel (Persero) Tbk	2,097,036	3,936,713	0.5327
17	LMSH	PT Lionmesh Prima Tbk	45,511,700,128	162,828,169,250	0.2795
18	MLIA	PT Mulia Industrindo Tbk	6,110,478,983	7,723,578,677	0.7911
19	SMCB	PT Solusi Bangun Indonesia Tbk	11,702,538	19,763,133	0.5921
20	SMGR	PT Semen Indonesia (Persero) Tbk	13,652,504,525	44,226,895,982	0.3087
21	SPMA	PT Suparma Tbk	1,047,296,887,831	2,158,852,415,950	0.4851
22	SRSN	PT Indo Acidatama Tbk	315,096,071	717,149,704	0.4394

**(Lanjutan)**  
**Data Leverage**

NO	KODE SAHAM	NAMA PERUSAHAAN	2016		
			TOTAL UTANG	TOTAL ASET	RASIO
23	SULI	PT. SLJ Global Tbk	107,014,127	91,571,846	1.1686
24	TKIM	PT Pabrik Kertas Tjiwi Kimia Tbk	1,554,204	2,491,282	0.6239
25	TOTO	PT. Surya TOTO Indonesia Tbk	1,057,566,418,720	2,581,440,938,262	0.4097
26	UNIC	PT. Unggul Indah Cahaya Tbk	65,725,372	226,913,639	0.2896
27	WTON	PT. Wijaya Karya Beton	2,171,844,871,665	4,663,078,318,968	0.4658
28	ADES	PT Akasha Wira International Tbk	383,091	767,479	0.4992
29	CEKA	PT. Wilmar Cahaya Indonesia Tbk	538,044,038,690	1,425,964,152,418	0.3773
30	DLTA	PT. Delta Djakarta Tbk	185,422,642	1,197,796,650	0.1548
31	DVLA	PT Darya-Varia Laboratoria Tbk	451,785,946	1,531,365,558	0.2950
32	GGRM	PT. Gudang Garam Tbk	23,387,406	62,951,634	0.3715
33	HMSP	PT. HM Sampoerna Tbk	8,333,263	42,508,277	0.1960
34	ICBP	PT Indofood CBP Sukses Makmur Tbk	10,401,125	28,901,948	0.3599
35	INDF	PT Indofood Sukses Makmur Tbk	38,364,372	82,699,635	0.4639
36	KAEF	PT Kimia Farma (Persero) Tbk	2,341,155,131,870	4,612,562,541,064	0.5076
37	KICI	PT. Kedaung Indah Can Tbk	50,799,380,910	139,809,135,385	0.3633
38	KLBF	PT Kalbe Farma Tbk	2,762,162,069,572	15,226,009,210,657	0.1814
39	LMPI	PT Langgeng Makmur Industri TBK	402,192,705,158	810,364,824,722	0.4963
40	MLBI	PT Multi Bintang Indonesia Tbk	1,454,398	2,275,038	0.6393
41	MYOR	PT Mayora Indah Tbk	6,657,165,872,077	12,922,421,859,142	0.5152
42	ROTI	PT. Nippon Indosari Carpindo Tbk	1,476,889,086,692	2,919,640,858,718	0.5058
43	SIDO	PT Industri Jamu Dan Farmasi Sido Muncul Tbk	229,729	2,987,614	0.0769
44	SKBM	PT. Sekar Bumi Tbk	633,267,725,358	1,001,657,012,004	0.6322

**(Lanjutan)**  
**Data Leverage**

NO	KODE SAHAM	NAMA PERUSAHAAN	2016		
			TOTAL UTANG	TOTAL ASET	RASIO
45	ULTJ	Pt Ultra Jaya Milk Industri & Trading Company	749,969	4,221,436	0.1777
46	UNVR	PT. Unilever indonesia Tbk	12,041,437	16,745,695	0.7191
47	ADMG	PT POLYCHEM INDONESIA Tbk	135,389,017	380,847,522	0.3555
48	ARGO	PT Argo Pantes, Tbk.	173,148,791	116,157,533	1.4906
49	ASII	PT Astra International Tbk	121,949	261,855	0.4657
50	AUTO	PT ASTRA OTOPARTS Tbk	4,075,716	14,612,274	0.2789
51	BATA	PT SEPATU BATA Tbk.	247,587,638	804,742,917	0.3077
52	BIMA	PT. Primarindo Asia Infrastructure, Tbk	189,216,746,183	92,041,274,561	2.0558
53	BRAM	PT Indo Kordsa Tbk	98,315,845	296,060,495	0.3321
54	GDYR	PT Goodyear Indonesia Tbk	56,563,392	112,840,841	0.5013
55	HDTX	PT. Panasia Indo Resources Tbk	3,565,112,660	4,743,579,755	0.7516
56	IMAS	PT Indomobil Sukses Internasional Tbk	18,923,523,905,726	25,633,342,258,679	0.7382
57	INDR	PT. Indo-Rama Synthetics Tbk	560,630,496	850,657,384	0.6591
58	INDS	PT. Indospring Tbk	409,208,624,907	2,477,272,502,538	0.1652
59	JECC	PT. Jembo Cable Company Tbk	1,116,872,234	1,587,210,576	0.7037
60	KBLM	PT. Kabelindo Murni Tbk	318,436,089,653	639,091,366,917	0.4983
61	POLY	PT Asia Pacific Fibers Tbk	1,168,715,677	231,149,516	5.0561
62	RICY	PT. Ricky Putra Globalindo	876,184,855,001	1,288,683,925,066	0.6799
63	TFCO	PT. Tifico Fiber Indonesia Tbk.	30,667,954	322,283,946	0.0952
64	VOKS	PT Voksel Electric Tbk	999,166,542,590	1,668,210,094,478	0.5989

**(Lanjutan)**  
**Data Leverage**

NO	KODE SAHAM	NAMA PERUSAHAAN	2017		
			TOTAL UTANG	TOTAL ASET	RASIO
1	AKPI	PT Argha Karya Prima Industry Tbk	1,618,713,342	2,745,325,833	0.5896
2	ALKA	PT Alakasa Industrindo Tbk	226,717,826	305,208,703	0.7428
3	ALMI	PT Alumindo Light Metal Industry TBK	1,997,411,244,539	2,376,281,796,928	0.8406
4	AMFG	PT Asahimas Flat Glass Tbk	2,718,939	6,267,816	0.4338
5	BRPT	PT Barito Pacific Tbk	4,199,832	6,872,043	0.6111
6	BTON	PT BETONJAYA Manunggaltbk	28,862,718,117	183,501,650,442	0.1573
7	BUDI	PT Budi Starch & Sweetener Tbk	1,744,756	2,939,456	0.5936
8	CTBN	PT. Citra Tubindo Tbk	44,151,213	149,450,952	0.2954
9	EKAD	PT Ekadharma International Tbk	133,949,920,707	796,767,646,172	0.1681
10	IGAR	PT Champion Pacific Indonesia Tbk	71,075,842,431	513,022,591,574	0.1385
11	INAI	PT Indal Aluminium Industry TBK	936,511,874,370	1,213,916,545,120	0.7715
12	INCI	PT Intanwijaya Internasional TBK	35,408,565,186	303,788,390,330	0.1166
13	INTP	PT Indocement Tunggal Prakarsa Tbk	4,307,169	28,863,676	0.1492
14	JPFA	PT Japfa Comfeed Indonesia Tbk	11,297,508	19,959,548	0.5660
15	KIAS	PT Keramik Indonesia Assosiasi Tbk	340,873,208,857	1,767,603,505,697	0.1928
16	KRAS	PT Krakatau Steel (Persero) Tbk	2,261,577	4,114,386	0.5497
17	LMSH	PT Lionmesh Prima Tbk	31,541,423,763	161,163,426,840	0.1957
18	MLIA	PT Mulia Industrindo Tbk	3,432,390,525	5,186,685,608	0.6618
19	SMCB	PT Solusi Bangun Indonesia Tbk	12,429,452	19,626,403	0.6333
20	SMGR	PT Semen Indonesia (Persero) Tbk	19,022,617,574	49,068,650,213	0.3877
21	SPMA	PT Suparma Tbk	980,123,282,608	2,175,660,855,114	0.4505
22	SRSN	PT Indo Acidatama Tbk	237,220,555	652,726,454	0.3634

**(Lanjutan)**  
**Data Leverage**

NO	KODE SAHAM	NAMA PERUSAHAAN	2017		
			TOTAL UTANG	TOTAL ASET	RASIO
23	SULI	PT. SLJ Global Tbk	81,659,796	82,527,597	0.9895
24	TKIM	PT Pabrik Kertas Tjiwi Kimia Tbk	1,584,135	2,582,042	0.6135
25	TOTO	PT. Surya TOTO Indonesia Tbk	1,132,699,218,954	2,826,490,815,501	0.4007
26	UNIC	PT. Unggul Indah Cahaya Tbk	65,335,271	223,746,950	0.2920
27	WTON	PT. Wijaya Karya Beton	4,320,040,760,958	7,067,976,095,043	0.6112
28	ADES	PT Akasha Wira International Tbk	417,225	840,236	0.4966
29	CEKA	PT. Wilmar Cahaya Indonesia Tbk	489,592,257,434	1,392,636,444,501	0.3516
30	DLTA	PT. Delta Djakarta Tbk	196,197,372	1,340,842,765	0.1463
31	DVLA	PT Darya-Varia Laboratoria Tbk	524,586,078	1,640,886,147	0.3197
32	GGRM	PT. Gudang Garam Tbk	24,572,266	66,759,930	0.3681
33	HMSP	PT. HM Sampoerna Tbk	9,028,078	43,141,063	0.2093
34	ICBP	PT Indofood CBP Sukses Makmur Tbk	11,295,184	31,619,514	0.3572
35	INDF	PT Indofood Sukses Makmur Tbk	41,298,111	88,400,877	0.4672
36	KAEF	PT Kimia Farma (Persero) Tbk	3,523,628,217,406	6,096,148,972,534	0.5780
37	KICI	PT. Kedaung Indah Can Tbk	57,921,570,888	149,420,009,884	0.3876
38	KLBF	PT Kalbe Farma Tbk	2,722,207,633,646	16,616,239,416,335	0.1638
39	LMPI	PT Langgeng Makmur Industri TBK	458,292,046,535	834,548,374,286	0.5491
40	MLBI	PT Multi Bintang Indonesia Tbk	1,445,173	2,510,078	0.5757
41	MYOR	PT Mayora Indah Tbk	7,561,503,434,179	14,915,849,800,251	0.5069
42	ROTI	PT. Nippon Indosari Carpindo Tbk	1,739,467,993,982	4,559,573,709,411	0.3815
43	SIDO	PT Industri Jamu Dan Farmasi Sido Muncul Tbk	262,333	3,158,198	0.0831
44	SKBM	PT. Sekar Bumi Tbk	599,790,014,646	1,623,027,475,045	0.3696



**(Lanjutan)**  
**Data Leverage**

NO	KODE SAHAM	NAMA PERUSAHAAN	2017		
			TOTAL UTANG	TOTAL ASET	RASIO
45	ULTJ	Pt Ultra Jaya Milk Industri & Trading Company	978,185	5,175,896	0.1890
46	UNVR	PT. Unilever indonesia Tbk	13,733,025	18,906,413	0.7264
47	ADMG	PT POLYCHEM INDONESIA Tbk	134,518,424	374,110,303	0.3596
48	ARGO	PT Argo Pantes, Tbk.	170,755,921	98,459,842	1.7343
49	ASII	PT Astra International Tbk	139,325	295,830	0.4710
50	AUTO	PT ASTRA OTOPARTS Tbk	4,003,233	14,762,309	0.2712
51	BATA	PT SEPATU BATA Tbk.	276,382,503	855,691,231	0.3230
52	BIMA	PT. Primarindo Asia Infrastructure, Tbk	173,964,702,574	89,327,328,853	1.9475
53	BRAM	PT Indo Kordsa Tbk	87,414,272	304,483,626	0.2871
54	GDYR	PT Goodyear Indonesia Tbk	70,187,977	123,765,600	0.5671
55	HDTX	PT. Panasia Indo Resources Tbk	3,701,551,196	4,035,086,385	0.9173
56	IMAS	PT Indomobil Sukses Internasional Tbk	22,149,722,400,577	31,440,443,615,533	0.7045
57	INDR	PT. Indo-Rama Synthetics Tbk	515,802,535	806,739,423	0.6394
58	INDS	PT. Indospring Tbk	289,798,419,319	2,434,617,337,849	0.1190
59	JECC	PT. Jembo Cable Company Tbk	1,380,623,870	1,927,985,352	0.7161
60	KBLM	PT. Kabelindo Murni Tbk	443,770,270,269	1,235,198,847,468	0.3593
61	POLY	PT Asia Pacific Fibers Tbk	1,174,807,927	231,566,955	5.0733
62	RICY	PT. Ricky Putra Globalindo	941,305,576,442	1,371,570,948,138	0.6863
63	TFCO	PT. Tifico Fiber Indonesia Tbk.	36,461,388	331,168,426	0.1101
64	VOKS	PT Voksel Electric Tbk	1,296,044,190,202	2,110,166,496,595	0.6142

**(Lanjutan)**  
**Data Leverage**

NO	KODE SAHAM	NAMA PERUSAHAAN	2018		
			TOTAL UTANG	TOTAL ASET	RASIO
1	AKPI	PT Argha Karya Prima Industry Tbk	1,836,576,739	3,070,410,492	0.5982
2	ALKA	PT Alakasa Industrindo Tbk	548,236,812	648,968,295	0.8448
3	ALMI	PT Alumindo Light Metal Industry TBK	2,454,465,678,087	2,781,666,374,017	0.8824
4	AMFG	PT Asahimas Flat Glass Tbk	4,835,966	8,432,632	0.5735
5	BRPT	PT Barito Pacific Tbk	4,340,449	7,042,491	0.6163
6	BTON	PT BETONJAYA Manunggaltbk	34,207,731,081	217,362,960,011	0.1574
7	BUDI	PT Budi Starch & Sweetener Tbk	2,166,496	3,392,980	0.6385
8	CTBN	PT. Citra Tubindo Tbk	56,917,064	155,653,317	0.3657
9	EKAD	PT Ekadharma International Tbk	128,684,953,153	853,267,454,400	0.1508
10	IGAR	PT Champion Pacific Indonesia Tbk	87,283,567,361	570,197,810,698	0.1531
11	INAI	PT Indal Aluminium Industry TBK	1,096,799,666,849	1,400,683,598,096	0.7830
12	INCI	PT Intanwijaya Internasional TBK	71,410,278,158	391,362,697,956	0.1825
13	INTP	PT Indocement Tunggal Prakarsa Tbk	4,566,973	27,788,562	0.1643
14	JPFA	PT Japfa Comfeed Indonesia Tbk	12,823,219	23,038,028	0.5566
15	KIAS	PT Keramik Indonesia Assosiasi Tbk	349,587,345,823	1,704,424,579,208	0.2051
16	KRAS	PT Krakatau Steel (Persero) Tbk	2,498,105	4,298,318	0.5812
17	LMSH	PT Lionmesh Prima Tbk	27,335,071,863	160,027,280,153	0.1708
18	MLIA	PT Mulia Industrindo Tbk	3,022,358,125	5,263,726,099	0.5742
19	SMCB	PT Solusi Bangun Indonesia Tbk	12,250,837	18,667,187	0.6563
20	SMGR	PT Semen Indonesia (Persero) Tbk	18,419,594,705	51,155,890,227	0.3601
21	SPMA	PT Suparma Tbk	1,013,266,115,558	2,282,845,632,924	0.4439
22	SRSN	PT Indo Acidatama Tbk	208,989,195	686,777,211	0.3043

**(Lanjutan)**  
**Data Leverage**

NO	KODE SAHAM	NAMA PERUSAHAAN	2018		
			TOTAL UTANG	TOTAL ASET	RASIO
23	SULI	PT. SLJ Global Tbk	96,204,401	101,190,118	0.9507
24	TKIM	PT Pabrik Kertas Tjiwi Kimia Tbk	1,729,951	2,965,136	0.5834
25	TOTO	PT. Surya TOTO Indonesia Tbk	967,642,637,307	2,897,119,790,044	0.3340
26	UNIC	PT. Unggul Indah Cahaya Tbk	70,077,695	236,410,388	0.2964
27	WTON	PT. Wijaya Karya Beton	5,744,966,289,467	8,881,778,299,672	0.6468
28	ADES	PT Akasha Wira International Tbk	399,361	881,275	0.4532
29	CEKA	PT. Wilmar Cahaya Indonesia Tbk	192,308,466,864	1,168,956,042,706	0.1645
30	DLTA	PT. Delta Djakarta Tbk	239,353,356	1,523,517,170	0.1571
31	DVLA	PT Darya-Varia Laboratoria Tbk	482,559,876	1,682,821,739	0.2868
32	GGRM	PT. Gudang Garam Tbk	23,963,934	69,097,219	0.3468
33	HMSP	PT. HM Sampoerna Tbk	11,244,167	46,602,420	0.2413
34	ICBP	PT Indofood CBP Sukses Makmur Tbk	11,660,003	34,367,153	0.3393
35	INDF	PT Indofood Sukses Makmur Tbk	46,620,996	96,537,796	0.4829
36	KAEF	PT Kimia Farma (Persero) Tbk	6,103,967,587,830	9,460,427,317,681	0.6452
37	KICI	PT. Kedaung Indah Can Tbk	59,439,145,864	154,088,747,766	0.3857
38	KLBF	PT Kalbe Farma Tbk	2,851,611,349,015	18,146,206,145,369	0.1571
39	LMPI	PT Langgeng Makmur Industri TBK	456,214,088,287	786,704,752,983	0.5799
40	MLBI	PT Multi Bintang Indonesia Tbk	1,721,965	2,889,501	0.5959
41	MYOR	PT Mayora Indah Tbk	9,049,161,944,940	17,591,706,426,634	0.5144
42	ROTI	PT. Nippon Indosari Carpindo Tbk	1,476,909,260,772	4,393,810,380,883	0.3361
43	SIDO	PT Industri Jamu Dan Farmasi Sido Muncul Tbk	435,014	3,337,628	0.1303
44	SKBM	PT. Sekar Bumi Tbk	730,789,419,438	1,771,365,972,009	0.4126

**(Lanjutan)**  
**Data Leverage**

NO	KODE SAHAM	NAMA PERUSAHAAN	2018		
			TOTAL UTANG	TOTAL ASET	RASIO
45	ULTJ	Pt Ultra Jaya Milk Industri & Trading Company	780,915	5,555,871	0.1406
46	UNVR	PT. Unilever indonesia Tbk	11,944,837	19,522,970	0.6118
47	ADMG	PT POLYCHEM INDONESIA Tbk	36,903,892	280,679,854	0.1315
48	ARGO	PT Argo Pantes, Tbk.	168,398,426	88,323,888	1.9066
49	ASII	PT Astra International Tbk	170,348	344,711	0.4942
50	AUTO	PT ASTRA OTOPARTS Tbk	4,626,013	15,889,648	0.2911
51	BATA	PT SEPATU BATA Tbk.	240,048,866	876,856,225	0.2738
52	BIMA	PT. Primarindo Asia Infrastructure, Tbk	179,038,284,760	98,190,640,839	1.8234
53	BRAM	PT Indo Kordsa Tbk	76,038,130	296,400,018	0.2565
54	GDYR	PT Goodyear Indonesia Tbk	71,622,528	126,016,356	0.5684
55	HDTX	PT. Panasia Indo Resources Tbk	450,801,225	586,940,667	0.7681
56	IMAS	PT Indomobil Sukses Internasional Tbk	30,632,253,308,636	40,955,996,273,862	0.7479
57	INDR	PT. Indo-Rama Synthetics Tbk	456,465,600	805,918,779	0.5664
58	INDS	PT. Indospring Tbk	288,105,732,114	2,482,337,567,967	0.1161
59	JECC	PT. Jembo Cable Company Tbk	1,472,379,829	2,081,620,993	0.7073
60	KBLM	PT. Kabelindo Murni Tbk	476,887,194,322	1,298,358,478,375	0.3673
61	POLY	PT Asia Pacific Fibers Tbk	1,167,672,439	238,246,828	4.9011
62	RICY	PT. Ricky Putra Globalindo	1,094,692,568,786	1,539,602,054,832	0.7110
63	TFCO	PT. Tifico Fiber Indonesia Tbk.	27,341,578	321,852,867	0.0850
64	VOKS	PT Voksel Electric Tbk	1,562,752,955,234	2,485,382,578,010	0.6288

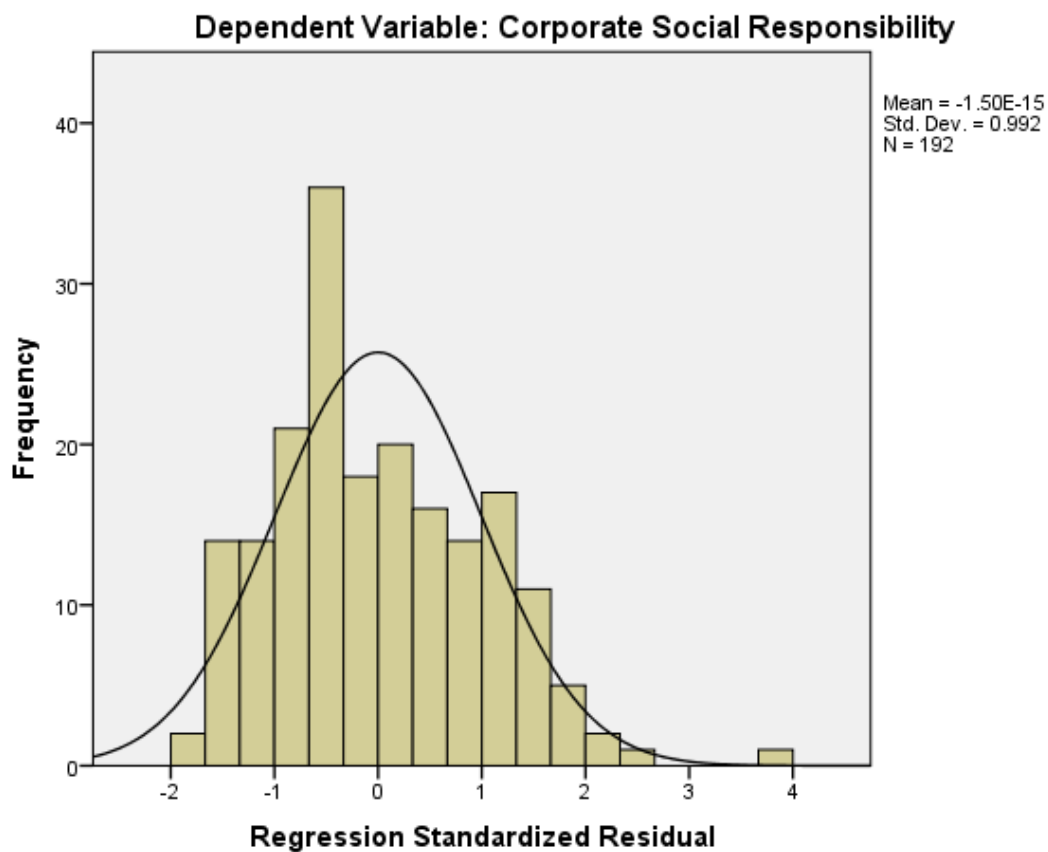
## Output Pengolahan Data Sebelum Transform

## Descriptive Statistics

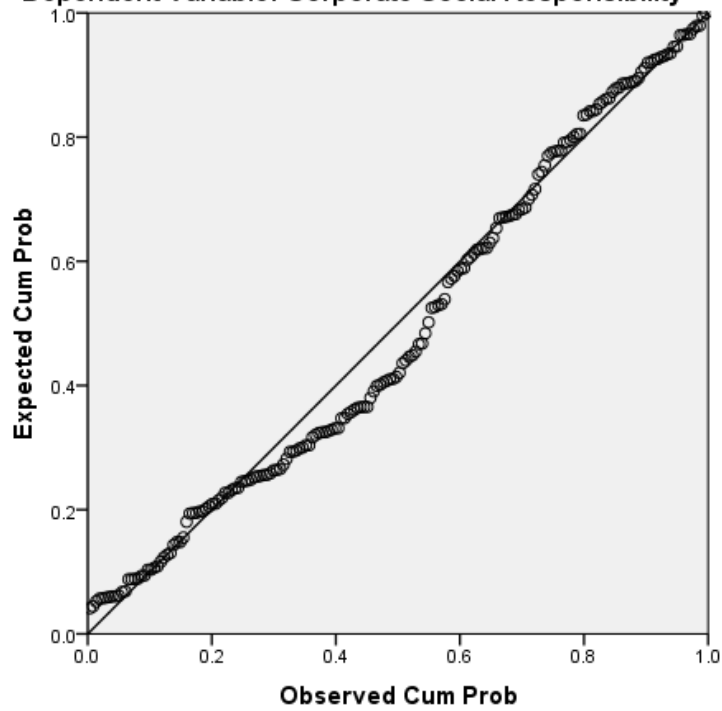
	N	Minimum	Maximum	Mean	Std. Deviation
Profitabilitas	192	-.3918	.5267	.058879	.1052205
Ukuran Perusahaan	192	20.9037	33.4737	28.505028	2.2916796
Leverage	192	.0769	5.0733	.553450	.6506970
Corporate Social Responsibility	192	.0110	.3187	.096206	.0547120
Valid N (listwise)	192				

## Grafik Histogram

## Histogram



Hasil Uji Normalitas (P-P Plot)  
**Normal P-P Plot of Regression Standardized Residual**  
**Dependent Variable: Corporate Social Responsibility**



Hasil Uji Normalitas (Kolmogorov Smirnov)

**One-Sample Kolmogorov-Smirnov Test**

		Unstandardized Residual
N		192
Normal Parameters <sup>a,b</sup>	Mean	.0000000
	Std. Deviation	.05136385
	Most Extreme Differences	
	Absolute	.089
	Positive	.089
	Negative	-.040
Test Statistic		.089
Asymp. Sig. (2-tailed)		.001 <sup>c</sup>

a. Test distribution is Normal.

b. Calculated from data.

c. Lilliefors Significance Correction.

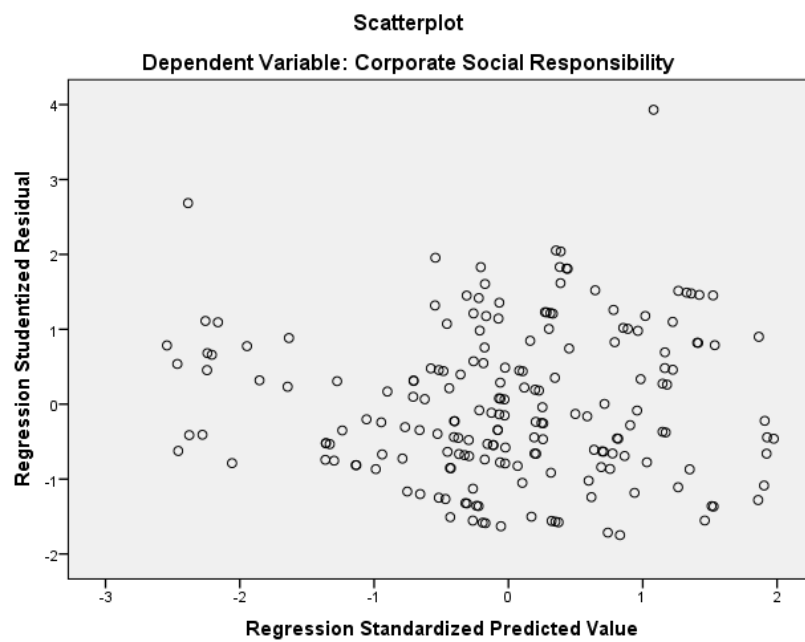
### Hasil Uji Multikolonieritas

Coefficients		Collinearity Statistics	
Model		Tolerance	VIF
1	(Constant)		
	Profitabilitas	0.966	1.035
	Ukuran Perusahaan	0.995	1.005
	Leverage	0.970	1.031

### Hasil Uji Glesjer

Coefficients <sup>a</sup>		Sig.
1	(Constant)	.800
	Profitabilitas	.525
	Ukuran Perusahaan	.043
	Leverage	.129

### Hasil Uji Heterokedastisitas (Scatterplot)



Hasil Uji Autokorelasi

**Model Summary<sup>b</sup>**

Model	R	R Square	Adjusted R Square	Std. Error of the Estimate	Durbin-Watson
1	.344 <sup>a</sup>	.119	.105	.0517720	1.117

a. Predictors: (Constant), Leverage, Ukuran Perusahaan, Profitabilitas

b. Dependent Variable: Corporate Social Responsibility

Hasil Uji Determinasi

**Model Summary<sup>b</sup>**

Model	R	R Square	Adjusted R Square	Std. Error of the Estimate
1	.344 <sup>a</sup>	.119	.105	.0517720

Hasil Uji Parsial (Uji t)

**Coefficients<sup>a</sup>**

Model	Unstandardized Coefficients		Standardized Coefficients	t	Sig.
	B	Std. Error	Beta		
1 (Constant)	-.012	.078		-.160	.873
Profitabilitas	.106	.061	.123	1.756	.081
Ukuran Perusahaan	.011	.003	.275	4.002	.000
Leverage	-.018	.010	-.125	-1.796	.074

Hasil Model Regresi Berganda

**Coefficients**

Model	Unstandardized Coefficients		Standardized Coefficients
	B	Std. Error	Beta
1 (Constant)	-.012	.078	
Profitabilitas	.106	.061	.123
Ukuran Perusahaan	.011	.003	.275
Leverage	-.018	.010	-.125

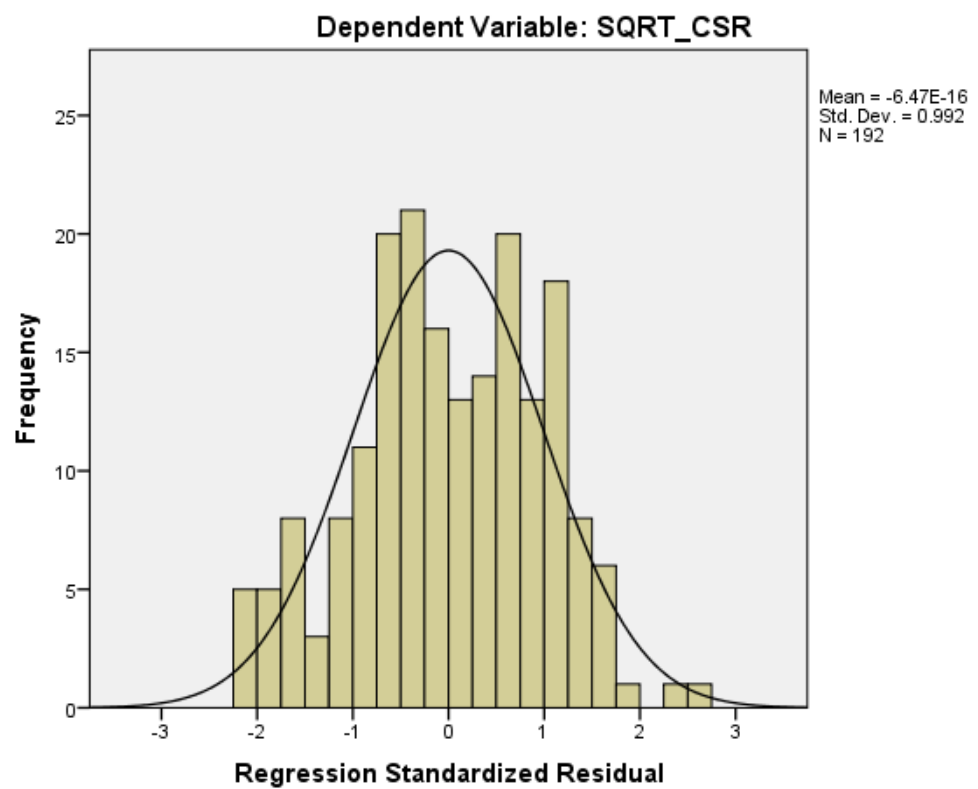


## Output Pengolahan Data Setelah Transform

<i>Descriptive Statistics</i>					
	<i>N</i>	<i>Minimum</i>	<i>Maximum</i>	<i>Mean</i>	<i>Std. Deviation</i>
PROFIT	192	-.3918	.5267	.058879	.1052205
UP	192	20.9037	33.4737	28.505028	2.2916796
LEV	192	.0769	5.0733	.553450	.6506970
SQRT_CSR	192	.1049	.5645	.296518	.0912469
Valid N (listwise)	192				

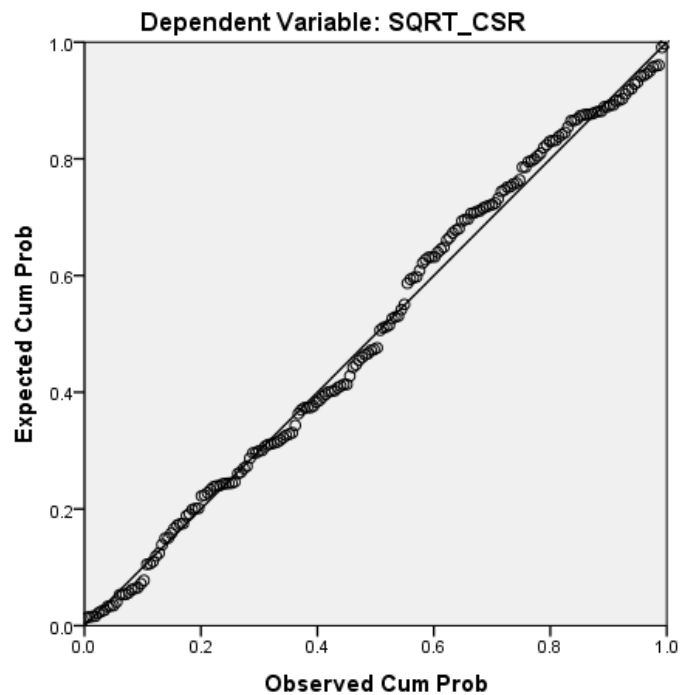
## Grafik Histogram

## Histogram



## Grafik Normal Probability Plot

### Normal P-P Plot of Regression Standardized Residual



Hasil Uji Normalitas (Kolmogorov-Smirnov)

### One-Sample Kolmogorov-Smirnov Test

		Unstandardized Residual
N		192
Normal Parameters <sup>a,b</sup>	Mean	.0000000
	Std. Deviation	.08584790
	Most Extreme Differences	
	Absolute	.049
	Positive	.040
	Negative	-.049
Test Statistic		.049
Asymp. Sig. (2-tailed)		.200 <sup>c,d</sup>

a. Test distribution is Normal.

b. Calculated from data.

c. Lilliefors Significance Correction.

d. This is a lower bound of the true significance.

### Hasil Uji Multikolonieritas

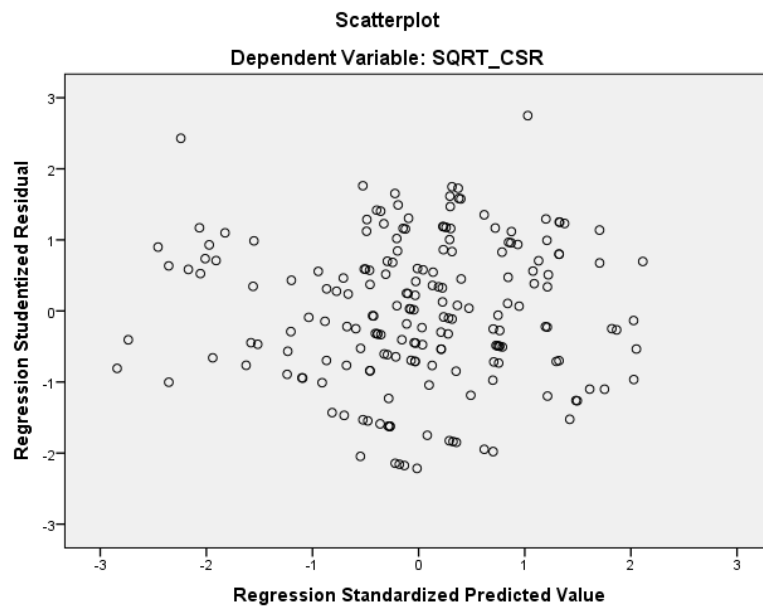
Model		Coefficients	
		Collinearity Statistics	
		Tolerance	VIF
1	(Constant)		
	Profitabilitas	0.966	1.035
	Ukuran Perusahaan	0.995	1.005
Leverage		0.970	1.031

### Hasil Uji Glesjer

Model		Coefficients		Standardized Coefficients Beta	T	Sig
		Unstandardized B	Std. Error			
1	(Constant)	0.047	0.043		1.088	0.278
	Profitabilitas	-0.050	0.034	-0.110	-1.490	0.138
	Ukuran Perusahaan	0.001	0.002	0.050	0.691	0.490
Leverage		-0.006	0.005	-0.085	-1.156	0.249

a. Dependent Variabel: Abs\_RES

### Hasil Grafik Scatter Plot Heterokedasitas



Hasil Uji Autokorelasi

**Model Summary**

Model	R	R Square	Adjusted R Square	Std. Error of the Estimate	Durbin Watson
1	.339 <sup>a</sup>	.115	.101	.08653	1.106
a. Predictors: (Constant), Leverage, Ukuran Perusahaan, Profitabilitas					
b. Dependent Variabel SQRT_CSR					

Hasil Uji Determinasi

**Model Summary**

Model	R	R Square	Adjusted R Square	Std. Error of the Estimate	Durbin Watson
1	.339 <sup>a</sup>	.115	.101	.08653	1.106
a. Predictors: (Constant), Leverage, Ukuran Perusahaan, Profitabilitas					
b. Dependent Variabel SQRT_CSR					

Hasil Uji Parsial (Uji t)

**Coefficients<sup>a</sup>**

Model		Unstandardized Coefficients		Standardized Coefficients	t	Sig.
		B	Std. Error	Beta		
1	(Constant)	-.012	.078		-.160	.873
	Profitabilitas	.106	.061	.123	1.756	.081
	Ukuran Perusahaan	.011	.003	.275	4.002	.000
	Leverage	-.018	.010	-.125	-1.796	.074

Hasil Model Regresi Berganda

Model		Unstandardized Coefficients		Standardized Coefficients
		B	Std. Error	Beta
1	(Constant)	-.012	.078	
	Profitabilitas	.106	.061	.123
	Ukuran Perusahaan	.011	.003	.275
	Leverage	-.018	.010	-.125

Lampiran 8  
Tabel t

df \ Pr	0.25	0.10	0.05	0.025	0.01	0.005	0.001
	0.50	0.20	0.10	0.050	0.02	0.010	0.002
161	0.67602	1.28683	1.65437	1.97481	2.34973	2.60671	3.14162
162	0.67601	1.28680	1.65431	1.97472	2.34959	2.60652	3.14130
163	0.67600	1.28677	1.65426	1.97462	2.34944	2.60633	3.14098
164	0.67599	1.28673	1.65420	1.97453	2.34930	2.60614	3.14067
165	0.67598	1.28670	1.65414	1.97445	2.34916	2.60595	3.14036
166	0.67597	1.28667	1.65408	1.97436	2.34902	2.60577	3.14005
167	0.67596	1.28664	1.65403	1.97427	2.34888	2.60559	3.13975
168	0.67595	1.28661	1.65397	1.97419	2.34875	2.60541	3.13945
169	0.67594	1.28658	1.65392	1.97410	2.34862	2.60523	3.13915
170	0.67594	1.28655	1.65387	1.97402	2.34848	2.60506	3.13886
171	0.67593	1.28652	1.65381	1.97393	2.34835	2.60489	3.13857
172	0.67592	1.28649	1.65376	1.97385	2.34822	2.60471	3.13829
173	0.67591	1.28646	1.65371	1.97377	2.34810	2.60455	3.13801
174	0.67590	1.28644	1.65366	1.97369	2.34797	2.60438	3.13773
175	0.67589	1.28641	1.65361	1.97361	2.34784	2.60421	3.13745
176	0.67589	1.28638	1.65356	1.97353	2.34772	2.60405	3.13718
177	0.67588	1.28635	1.65351	1.97346	2.34760	2.60389	3.13691
178	0.67587	1.28633	1.65346	1.97338	2.34748	2.60373	3.13665
179	0.67586	1.28630	1.65341	1.97331	2.34736	2.60357	3.13638
180	0.67586	1.28627	1.65336	1.97323	2.34724	2.60342	3.13612
181	0.67585	1.28625	1.65332	1.97316	2.34713	2.60326	3.13587
182	0.67584	1.28622	1.65327	1.97308	2.34701	2.60311	3.13561
183	0.67583	1.28619	1.65322	1.97301	2.34690	2.60296	3.13536
184	0.67583	1.28617	1.65318	1.97294	2.34678	2.60281	3.13511
185	0.67582	1.28614	1.65313	1.97287	2.34667	2.60267	3.13487
186	0.67581	1.28612	1.65309	1.97280	2.34656	2.60252	3.13463
187	0.67580	1.28610	1.65304	1.97273	2.34645	2.60238	3.13438
188	0.67580	1.28607	1.65300	1.97266	2.34635	2.60223	3.13415
189	0.67579	1.28605	1.65296	1.97260	2.34624	2.60209	3.13391
190	0.67578	1.28602	1.65291	1.97253	2.34613	2.60195	3.13368
191	0.67578	1.28600	1.65287	1.97246	2.34603	2.60181	3.13345
192	0.67577	1.28598	1.65283	1.97240	2.34593	2.60168	3.13322
193	0.67576	1.28595	1.65279	1.97233	2.34582	2.60154	3.13299
194	0.67576	1.28593	1.65275	1.97227	2.34572	2.60141	3.13277
195	0.67575	1.28591	1.65271	1.97220	2.34562	2.60128	3.13255
196	0.67574	1.28589	1.65267	1.97214	2.34552	2.60115	3.13233
197	0.67574	1.28588	1.65263	1.97208	2.34543	2.60102	3.13212

Lampiran 9  
Surat Riset



Sumber: [www.idx.co.id](http://www.idx.co.id)

Mengetahui,  
Ketua Jurusan Akuntansi

Dr. Ni Putu Eka Widiastuti S.E., M.Si, CSRS

## PENGARUH PROFITABILITAS, UKURAN PERUSAHAAN, DAN LEVERAGE TERHADAP PENGUNGKAPAN CORPORATE SOCIAL RESPONSIBILITY

### ORIGINALITY REPORT

<b>20%</b>	<b>15%</b>	<b>1%</b>	<b>17%</b>
SIMILARITY INDEX	INTERNET SOURCES	PUBLICATIONS	STUDENT PAPERS

### PRIMARY SOURCES

<b>1</b>	<b>www.scribd.com</b> Internet Source	<b>3%</b>
<b>2</b>	<b>Submitted to iGroup</b> Student Paper	<b>1%</b>
<b>3</b>	<b>Submitted to Udayana University</b> Student Paper	<b>1%</b>
<b>4</b>	<b>Submitted to Universitas Muria Kudus</b> Student Paper	<b>1%</b>
<b>5</b>	<b>Submitted to STIE Perbanas Surabaya</b> Student Paper	<b>1%</b>
<b>6</b>	<b>Submitted to Universitas Diponegoro</b> Student Paper	<b>1%</b>
<b>7</b>	<b>digilib.unila.ac.id</b> Internet Source	<b>1%</b>
<b>8</b>	<b>Submitted to Fakultas Ekonomi Universitas Indonesia</b> Student Paper	<b>1%</b>



9	Submitted to Trisakti University Student Paper	1%
10	id.123dok.com Internet Source	1%
11	Submitted to Universitas Negeri Jakarta Student Paper	1%
12	www.repository.uinjkt.ac.id Internet Source	<1%
13	dianisumadi.blogspot.com Internet Source	<1%
14	es.scribd.com Internet Source	<1%
15	eprints.undip.ac.id Internet Source	<1%
16	eprints.ums.ac.id Internet Source	<1%
17	gicipress.com Internet Source	<1%
18	eprints.uad.ac.id Internet Source	<1%
19	www.library.upnvj.ac.id Internet Source	<1%
20	docobook.com	

	Internet Source	<1%
21	dedefadhillah.blogspot.com Internet Source	<1%
22	repository.uinjkt.ac.id Internet Source	<1%
23	zombiedoc.com Internet Source	<1%
24	ejournal.poltektegal.ac.id Internet Source	<1%
25	mafiadoc.com Internet Source	<1%
26	ejournal.stiesia.ac.id Internet Source	<1%
27	eprints.unsri.ac.id Internet Source	<1%
28	Submitted to Universitas Terbuka Student Paper	<1%
29	pt.scribd.com Internet Source	<1%
30	eprints.perbanas.ac.id Internet Source	<1%
31	eprints.iain-surakarta.ac.id Internet Source	<1%

32	fr.scribd.com Internet Source	<1%
33	unmiryfairly.blogspot.com Internet Source	<1%
34	Submitted to Universitas Putera Batam Student Paper	<1%
35	etheses.uin-malang.ac.id Internet Source	<1%
36	akuntabilitasuinjkt.wordpress.com Internet Source	<1%
37	repository.usu.ac.id Internet Source	<1%
38	Submitted to Universiti Teknologi Malaysia Student Paper	<1%
39	aldiiirwinsyah.wordpress.com Internet Source	<1%
40	eprints.uns.ac.id Internet Source	<1%
41	simki.unpkediri.ac.id Internet Source	<1%
42	jurnalmahasiswa.unesa.ac.id Internet Source	<1%
43	repository.ump.ac.id	

	Internet Source	<1%
44	Submitted to Unika Soegijapranata Student Paper	<1%
45	vdocuments.mx Internet Source	<1%
46	www.slideshare.net Internet Source	<1%
47	Submitted to Sultan Agung Islamic University Student Paper	<1%
48	repository.uma.ac.id Internet Source	<1%
49	Submitted to Sriwijaya University Student Paper	<1%
50	Submitted to Universitas Negeri Semarang Student Paper	<1%
51	media.neliti.com Internet Source	<1%
52	Submitted to Sogang University Student Paper	<1%
53	ecojoin.org Internet Source	<1%
54	jurnal.unmas.ac.id Internet Source	<1%

55	www.stiepena.ac.id Internet Source	<1%
56	www.coursehero.com Internet Source	<1%
57	adoc.tips Internet Source	<1%
58	id.scribd.com Internet Source	<1%
59	Submitted to Universitas Jember Student Paper	<1%
60	eprints.umm.ac.id Internet Source	<1%
61	Submitted to Universitas Muhammadiyah Surakarta Student Paper	<1%
62	Submitted to Myongji University Graduate School Student Paper	<1%
63	docplayer.info Internet Source	<1%

Petugas Pemeriksa Turnitin



Dewi Bunga Farizi, S.Ak

Exclude quotes  On

Exclude matches  Off

Exclude bibliography  On