

## HASIL OUTPUT SPSS

### 1. Hasil Analisis Deskriptif

#### Descriptive Statistics

	N	Minimum	Maximum	Mean	Std. Deviation
Peringkat Obligasi	31	9.00	17.00	12.2903	1.81096
Profitabilitas	31	.03	20.12	6.9652	5.00907
Likuiditas	31	55.05	1064.23	188.0665	189.87994
Kebijakan Utang	31	.06	152.77	55.5910	29.54611
Valid N (listwise)	31				

### 2. Hasil Uji Multikolinearitas

#### Coefficients<sup>a</sup>

Model	Unstandardized Coefficients		Standardized Coefficients	t	Sig.	Collinearity Statistics	
	B	Std. Error	Beta			Tolerance	VIF
1 (Constant)	-9.393	5.814		-1.616	.112		
Profitabilitas	.143	.071	.280	2.014	.049	.760	1.316
Likuiditas	.005	.009	.074	.543	.590	.800	1.250
Kebijakan Utang	-6.995E-5	.000	-.089	-.837	.024	.875	1.143

### 3. Hasil Uji Autikorelasi

**Model Summary<sup>b</sup>**

Model	R	R Square	Adjusted R Square	Std. Error of the Estimate	Change Statistics					Durbin-Watson
					R Square Change	F Change	df1	df2	Sig. F Change	
1	.667 <sup>a</sup>	.445	.414	1.94755	.445	5.031	3	27	.022	1.746

a. Predictors: (Constant), Kebijakan utang, Likuiditas, Profitabilitas

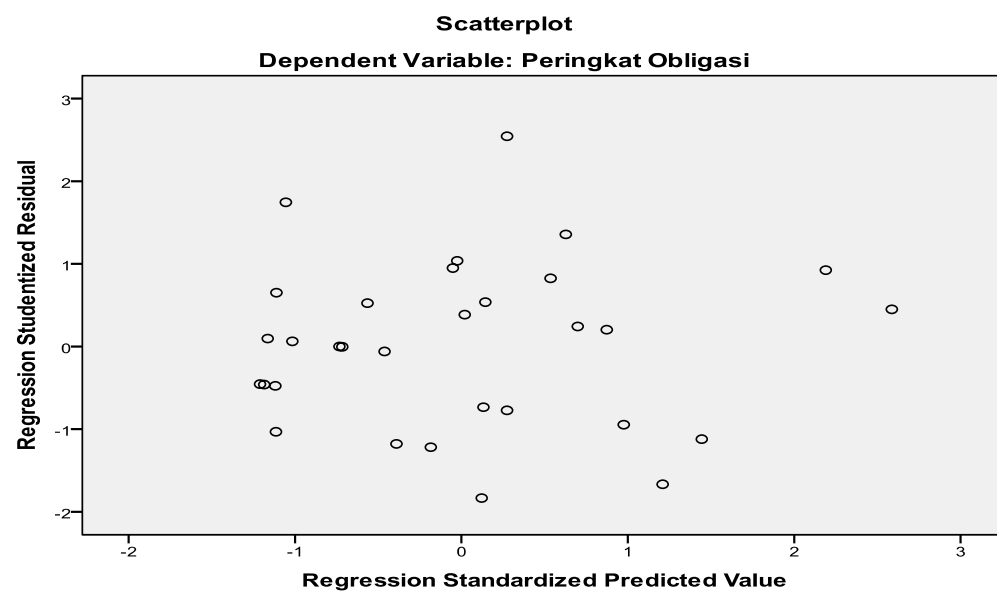
b. Dependent Variable: Peringkat Obligasi

Sumber : Data hasil output SPSS

### 4. Uji Heteroskedasitas

**Correlations**

			Unstandardized Residual	Profitabilitas	Likuiditas	Kebijakan Utang
Spearman's rho	Unstandardized Residual	Correlation Coefficient	1.000	-.115	.047	.022
		Sig. (2-tailed)	.	.395	.730	.869
		N	31	31	31	31
	Profitabilitas	Correlation Coefficient	-.115	1.000	.255	-.422**
		Sig. (2-tailed)	.395	.	.055	.001
		N	31	31	31	31
	Likuiditas	Correlation Coefficient	.047	.255	1.000	-.099
		Sig. (2-tailed)	.730	.055	.	.462
		N	31	31	31	31
	Kebijakan Utang	Correlation Coefficient	.022	-.422**	-.099	1.000
		Sig. (2-tailed)	.869	.001	.462	.
		N	31	31	31	31



### 5. Hasil Uji Normalitas *Sample Kolmogrov Smirnov*

#### One-Sample Kolmogorov-Smirnov Test

		Unstandardized Residual	Peringkat Obligasi	Profitabilitas	Likuiditas	Kebijakan Utang
N		31	26	26	26	26
Normal	Mean	.0000000	12.0769	4.8594	127.2108	13.1413
Parameters <sup>a,b</sup>	Std. Deviation	1.92169054	2.28247	4.45830	36.09085	.70710
Most Extreme Differences	Absolute	.093	.145	.181	.170	.094
	Positive	.067	.104	.181	.170	.094
	Negative	-.093	-.145	-.139	-.104	-.082
Kolmogorov-Smirnov Z		.704	1.049	1.304	1.228	.675
Asymp. Sig. (2-tailed)		.704	.221	.067	.098	.753

a. Test distribution is Normal.

b. Calculated from data.

## 6. Hasil Uji signifikansi Simultan

ANOVA<sup>b</sup>

Model		Sum of Squares	Df	Mean Square	F	Sig.
1	Regression	58.890	3	19.630	5.031	.022 <sup>a</sup>
	Residual	206.802	27	3.902		
	Total	265.692	30			

a. Predictors: (Constant), Kebijakan utang, Likuiditas, Profitabilitas

b. Dependent Variable: Peringkat Obligasi

## 7. Hasil Uji Pengujian Parsial

Coefficients<sup>a</sup>

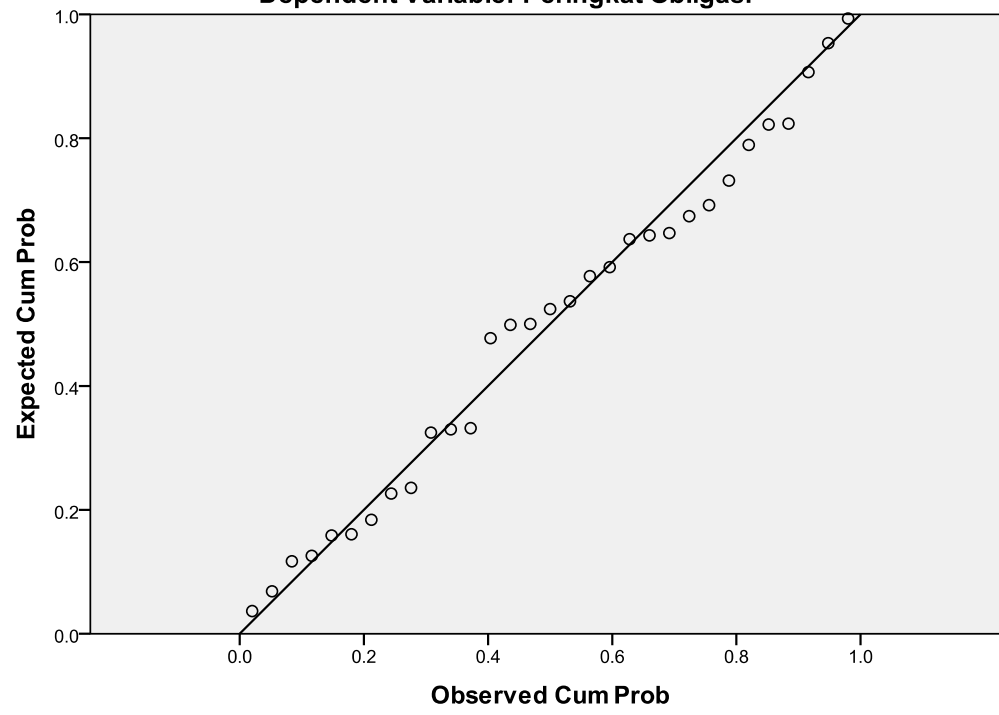
Model	Unstandardized Coefficients		Standardized Coefficients	t	Sig.	Collinearity Statistics	
	B	Std. Error	Beta			Tolerance	VIF
1 (Constant)	-9.393	5.814		-1.616	.112		
Profitabilitas	.143	.071	.280	2.014	.049	.760	1.316
Likuiditas	.005	.009	.074	.543	.590	.800	1.250
Kebijakan Utang	-6.995E-5	.000	-.089	-.837	.024	.875	1.143

a. Dependent Variable: Peringkat Obligasi

Sumber : Data hasil output SPSS

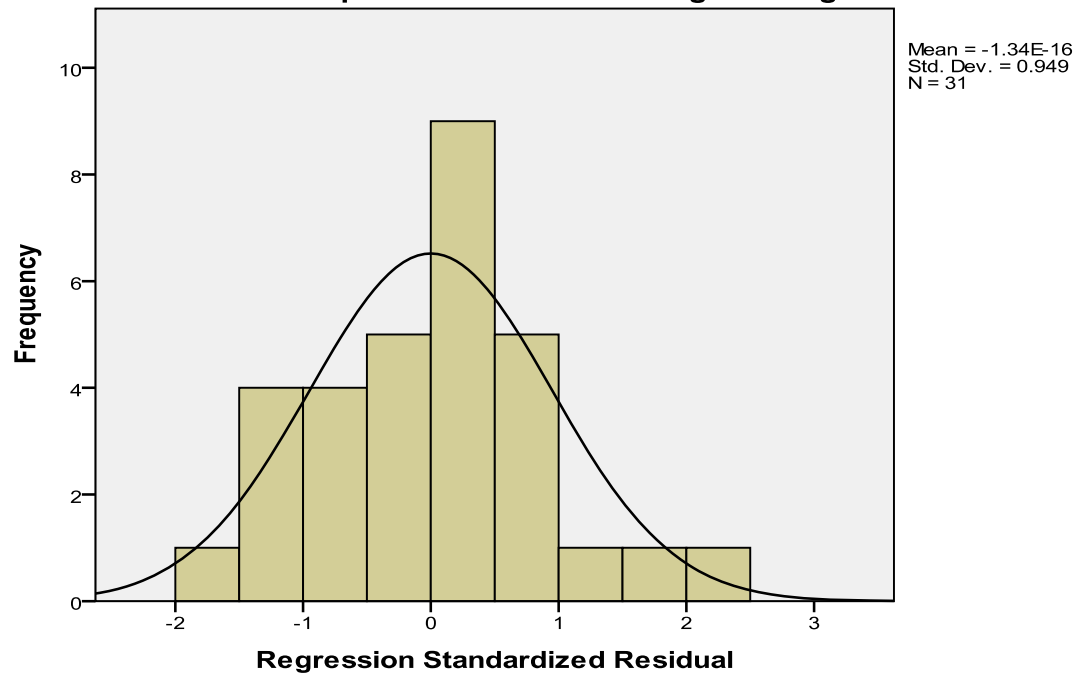
Normal P-P Plot of Regression Standardized Residual

Dependent Variable: Peringkat Obligasi



Histogram

Dependent Variable: Peringkat Obligasi





## **BIODATA**

Nama : Nofi Wulandari  
Tempat Tanggal/Lahir : Grobogan, 25 Oktober 1990  
Umur : 22 Tahun  
Jenis Kelamin : Perempuan  
Agama : Islam  
Alamat : Jl. Pangkalan Jati II No. 7 RT 002/002  
Cinere - Depok  
No. HP : 087882321429

### **Menerangkan Pendidikan :**

1. SDN 2 Pilang Payung Lulus Tahun 2003
2. SMP N 2 Depok Lulus Tahun 2006
3. SMAN 1 Toroh Lulus Tahun 2009
4. S-1 Manajemen UPN "Veteran" Jakarta Lulus Tahun 2013